

Health and Human Services Committee Agenda

Thursday, June 24, 2021, 5:00 pm

River Block Building, Room 206

111 W Jackson St, Wisconsin Rapids

- 1) Call to order
 - 2) Declaration of quorum
 - 3) Public comments
 - 4) Discussion of vacant citizen member opportunity
 - 5) **Consent Agenda:**
 - a) Meeting minutes:
Health and Human Services Committee ... May 27, 2021
 - b) Narratives:
Department Head/Supervisor Monthly Reports/Narratives: Edgewater Haven, Veterans Service Officer (CVSO), Health Department, Human Services
Other Narratives/Reports/Informational Material/Resolutions: Health Department, Edgewater Haven, Veterans Service, and Human Services credit cards detail, Edgewater Haven marketing report, Edgewater Haven caseload statistics, Edgewater Haven Physical/Occupational Therapy (PT/OT) report, CVSO supporting documents/educational material
 - c) Vouchers: Vouchers from Edgewater Haven, Health Department, Human Services, Norwood Health Center, Veterans Service
- Consent agenda items will be acted upon by the Health and Human Services Committee in one motion without discussion unless a Committee member requests an item(s) be removed for discussion and separate consideration**
- 6) Discussion and consideration of item(s) removed from consent agenda
 - 7) Financial Statements: Edgewater Haven, Human Services, Norwood Health Center
 - 8) 2021 National Association of Local Boards of Health (NALBOH) Annual Conference (virtual)
 - 9) Request(s) to Fill Positions
 - 10) Legislative issue updates
 - 11) Future agenda items
 - 12) Next meeting(s):
 - July 22, 2021; 5:00 pm Wood County River Block Building, Room 206 – Wisconsin Rapids
 - 13) Closed session pursuant to Wis. Stat. 19.85(1)(f) Wis. Stats. to consider leave of absence request
 - 14) Return to open session
 - 15) Adjourn

Join by Phone

+1-408-418-9388 United States Toll

Meeting number (access code): 146 605 9501

Join by WebEx App or Web

<https://woodcountywi.webex.com/woodcountywi/j.php?MTID=mbba8cf3ef488f2a63930465cfbbb3e33>

Meeting number (access code): 146 605 9501

Meeting password: HHS0624

HEALTH AND HUMAN SERVICES COMMITTEE

5a

DATE: May 27, 2021

PLACE: River Block Building, Room 206 – Wisconsin Rapids (meeting also accessible via WebEx)

PRESENT: (in-person) Donna Rozar, Adam Fischer, Tom Buttke, Lee Thao, John Hokamp, Laura Valenstein;
(via WebEx) Kristen Iniguez, DO; Heather Wellach, RN

EXCUSED / ABSENT: - - -

ALSO PRESENT (for all or part of the meeting): Brandon Vruwink, Marissa Laher, Mary Solheim, Kyle Theiler, Jo Timmerman, Mary Schlagenhaft, Jodi Liegl, Casey Hubing, Sarah Salewski (Human Services); Rock Larson (Veterans Service); Sue Kunferman, Kathy Alft (Health Department); Shawn Becker (Sheriff); Amy Kaup (IT); Bill Clendenning (County Board Supervisor), Lance Pliml (County Board Chair) *(Some attendees were in the room and others joined by WebEx)*

1) Call to Order

Meeting called to order at 5:00 p.m. by the Chair.

2) Quorum

Rozar declared a quorum.

3) Public Comments

- n/a

4) Acceptance of Jessica Vicente verbal resignation

Motion (Buttke/Hokamp) to accept verbal resignation of Jessica Vicente. All ayes. Motion carried. The Committee will move forward regarding recruitment for vacancy.

5) Human Services Jail Discharge Case Manager update/presentation

Sarah Salewski, Discharge Planner, provided a program update for the purpose of her position, and described the process to categorize, assess, plan and refer to other programs and services. Sarah shared some success stories.

6) Consent Agenda

Motion (Fischer/Valenstein) to approve the consent agenda. All ayes. Motion carried.

7) Discussion and consideration of items removed from consent agenda

- n/a

8) Financial Statements – Edgewater Haven, Human Services Community, Norwood Health Center

Department staff answered questions regarding information in the financial statements.

9) Norwood and Edgewater update on Provider Relief Funds

Marissa Laher provided an update of expenses to-date and remaining dollars to spend.

10) Health Department COVID update

Sue Kunferman referred the Committee to her narrative for activity details. She shared vaccine rates and described the Health Department's current focus.

11) Conversion of Contracted Dollars to FTE for CNA at Norwood

Marissa Laher presented a resolution to create one (1.0 FTE) Mental Health Tech position within the Human Services Department-Norwood Health Center budget, the position is currently filled by a contracted staff person. Chair Rozar read the resolution. Motion (Buttke/Hokamp) to support the Resolution as presented and forward to the County Board for approval. All ayes. Motion carried.

12) Human Services Request for Approval for Youth Mentor Program Activities

Mary Solheim handed out an overview of the youth mentoring program, highlighting history of the program, goals, youth served, and program successes. Three program activity requests were presented with project details and costs considerations for each. There was Committee consensus to approve the Youth Mentor Program activities as presented.

13) Discussion and possible action regarding Telework Policy and Procedure

Sue Kunferman introduced a draft policy and detailed reasons to support teleworking. The policy has been reviewed by Human Resources and IT. Brandon Vruwink shared results of a telework survey summary from 62 of 72 counties responding with their plans for moving forward after COVID. 35 counties responded that they plan to have some or all staff continue telework beyond COVID; 13 counties are researching or in discussion/development stages with local leadership to continue beyond COVID. Amy Kaup added an explanation of procedures for tracking employee productivity, and further described the value of maintaining some type of telework opportunities for staff. Lance Pliml shared reasons that led to a June 1st return to office directive, and is willing to consider a hybrid approach with strong supervisory rules to monitor productivity. Committee members shared comments and concerns. Motion (Buttke/Thao) to refer the policy to the Operations Committee for county-wide consideration. All ayes. Motion carried.

14) Request(s) to fill Positions

Brandon Vruwink, Marissa Laher, Kyle Theiler, and Sue Kunferman provided rationale for positions that are essential to recruit. They include:

- Human Services (1.0 FTE Crisis Interventionist, 1.0 FTE Administrative Services Assistant Manager, .97 FTE Initial Assessment Social Worker, .97 FTE Economic Support Specialist, .97 FTE Coordinated Services Team Coordinator, .97 FTE Accounting Clerk)
- Edgewater Haven (.97 FTE LPN, .7 FTE LPN, .97 FTE CNA, casual RN, casual CNA, .6 FTE CNA, .5 FTE Dietary Aide)
- Norwood Health (casual Mental Health Technician, casual Receptionist)
- Health Department (.8 FTE WIC Nutritionist)

Motion (Fischer/Thao) to support recruitment of all positions. All ayes. Motion carried.

15) Legislative Issue Updates

Department heads provided updates regarding issues pertaining to their departments.

16) Future Agenda Items

The Chair noted items for future agendas.

17) Next Meeting(s)

- June 24, 2021, 5:00 pm, River Block Building, Room 206 – Wisconsin Rapids with WebEx option

18) Adjourn

Rozar declared the meeting adjourned at 7:28 p.m.

Minutes taken by Kathy Alft and subject to Committee approval.

If you have any questions about this report, please contact Sue Kunferman at 715-421-8928 (W) or 715-213-8493 (Cell) or skunferman@co.wood.wi.us

ADMINISTRATIVE REPORT – SUE KUNFERMAN, RN, MSN





****NEW**** Visit our new vaccine dashboard at:

<https://woodwi.maps.arcgis.com/apps/dashboards/8dc44d50122345baa858e14dd95d7310>

For a current case count, please see:

<http://woodwi.maps.arcgis.com/apps/opsdashboard/index.html#/da7f0d6815494e4b85e614e042671b14>

- Our mitigation level has gone from very high to high over the last week. See below:

Disease Activity: High (see https://www.dhs.wisconsin.gov/covid-19/local.htm for data details)	
Burden	90.5
Burden Level	Moderately High
Trajectory	No Significant Change
Disease Impact: Medium	
Green Gating Metric Indicators	6 
Yellow Gating Metric Indicators	2 
Red Gating Metric Indicators	3 
Epidemiology Metric Status	Green 
Mitigation Level: High (see https://www.dhs.wisconsin.gov/covid-19/local.htm for data details)	
Disease Activity Level	High
Disease Impact Level	Medium

- **Testing** numbers are down significantly, which we expected given the decreasing case counts.
- **Vaccination** - We have wrapped up our drive-thru community clinics and are holding “pop-up” clinics in various locations as requests are received. We are also continuing to vaccinate the homebound population as well by doing home visits.
- **Telework** - I am participating on the department head workgroup that is meeting with Kim in Human Resources to update the county telework policy. We plan to provide a draft to the Operations Committee at their July meeting.
- We are holding an all-staff retreat at the Nepco Park shelter on June 30.
- **Students/Interns** - An AHEC intern (Emily Oetzman) will be with us June-July, primarily working with the EH team. Two student interns will also be with us this summer (Dahlia Gross and Madalyn Fluno). We will be getting a UW Pop Fellow (Coriann Dorgay) July 2021-June 2023, her start date is tentatively July 1. Two AmeriCorp positions will be recruited for 2021-2022 (with ongoing support for one thereafter).
- **Legislative Updates** – State budget advocacy efforts are underway by the WI Public Health Association and the WI Association of Local Health Departments and Boards. See the letter and infographic in the packet regarding the “ask” for public health funding.

COVID-19 Response

- COVID-19 Infographics: An infographic about summer safety was created, which includes COVID-19 precautions. A coping skills infographic was created to assist people in better understanding their feelings and how to cope with them.
- Community Needs Task Force: The weekly newsletter continues to be sent out to the community with the latest COVID-19 updates. Mental Health Awareness month has wrapped up, however staff will keep connecting the public with mental health and COVID related information and resources.

Healthy People Wood County

- Website: Updates to the Healthy People Wood County website are in process.
- Health Equity: The Health Department Health Equity Team continues to meet monthly to complete the items on the action plan, such as having materials in a variety of languages and updating the health equity report for Wood County. The group is also providing continuing education for members to learn about different health inequities within marginalized groups.
- Mental Health Matters: Staff met with the Jail Data Workgroup to present the initial findings from the 2020 Jail Booking Data they were able to analyze. Additionally, Dahlia, a Health Department Intern, was trained to clean the Jail Data in May and is picking up where Jordan left off to work on cleaning data through the summer.
- Housing: Staff are working with a UWSP student, Dahlia Gross, to determine a plan of work to continue moving housing related objectives from the improvement plan.
- Youth Risk Behavior Survey: Staff have been communicating with school districts to ensure they have registered to have their students participate in the Youth Risk Behavior Survey in the fall of 2021. The deadline to register as a school is June 30th.
- AOD Prevention Partnership:
 - Health Department staff met with members of the Marshfield C.A.R.E.S. (Community Alcohol Resources for Establishments and Servers) program to discuss program implementation in south Wood County. The program would be adapted to become Wood County CARES, and would start in the south Wood County area, supported by Drug Free Communities (DFC) Support Program funding, with the potential to expand countywide. Staff are in the process of meeting with law enforcement and business owners in the south Wood County area to discuss program implementation, and whether there is enough incentive for businesses to become members of the program. The CARES program focuses on training/education for retailers to properly serve and sell alcohol, and follow state laws. It highlights the importance of checking identification and not overserving adults, while also providing opportunities for additional best practice recommendations and policies to be adopted by establishments that would ultimately reduce alcohol-related burdens on the community.
 - The Drug Free Communities (DFC) noncompeting continuation for Year 2 was submitted May 31. The fiscal calendar is from September 30-September 29 for years 2-5, with an opportunity to competitively write for years 6-10 following the first five years of funding. The renewal applications consists of a project narrative on progress made, an updated budget, and action plan. Staff also worked on developing a template and process for in-kind tracking for the grant. AOD Prevention Partnership added youth tetrahydrocannabinol (THC) use as an objective to the second year of funding. This allows federal dollars to support proactive efforts to prevention and reduce youth marijuana use, and provide more education on the impact this substance has on the developing adolescent brain. Additionally, the grant will continue to support efforts to reduce and prevent underage drinking and youth prescription drug misuse.
- PATCH (Providers and Teens Communicating about Health): Teens are being recruited to be Teen Health Educators in south Wood County. These are paid positions. Applications were due June 8 and there were 7 applicants. Teens will be interviewed the week of June 14. Staff attended the CADCA Week 2 training and Substance Abuse Prevention Training.
- Tobacco Prevention:
 - The National Tobacco Prevention Conference took place May 11 and 12, and through our contract with Marathon County, a Health Department staff member was able to attend virtually. The breakout sessions and keynotes were recorded, which allowed participants to view any conference session following the conference. Much of the focus for this conference was on youth electronic cigarette use and ways to address tobacco disparities in minority populations.
 - Health Department staff continue to work on outreach efforts for the WI Wins program in place of youth tobacco-age compliance checks. The checks were not written into the contracts this year due to the pandemic, so 21 outreach strategies are required for Wood County. Outreach strategies include providing information on the free retailer training at WITobaccoCheck.org to licensed retailers, discussing tobacco 21 federal laws with retailers and community partners, and providing information on the WI Wins program to community stakeholders and residents.
 - Wisconsin's state law currently does not match federal law stating individuals must be 21 years of age to purchase tobacco products, which means tobacco compliance cannot be enforced locally. Unless state law is changed to match the federal age of 21, WI Wins' compliance checks can only monitor sales to those under 18.
 - A new Tobacco 21 bill has been reintroduced into the Wisconsin Legislature to raise the state legal minimum smoking age from 18 to 21. This new bill is very similar to past Tobacco 21 bills that were introduced by the Wisconsin legislature but failed to pass in the Senate. While it would raise the minimum smoking age, it also contains some language and components that are not best practice public health policy.

- The definition of “vapor product” excludes non-nicotine liquid sold separately from the devices, as well as parts, components, and accessories. There are strong public health reasons to restrict youth access to all of these products.
 - FDA and CDC define vapor products as a tobacco product, while this proposed policy keeps them separate. This gives youth the false impression that vapor products are safe and complicates future prevention efforts around all tobacco products.
 - The unnecessary distinction between vapor and tobacco products creates an uneven playing field for retailers selling vapor products because they are not licensed as tobacco retailers.
 - A more comprehensive definition including the full range of products, liquids, and parts would align with best practice recommendations and allow our existing laws to have greater impact by protecting the health of Wisconsin youth.
- This bill does not include vape shop licensing.
 - Without licensing retailers who sell vapor products, there is no mechanism to track who sells these products, making it next to impossible to provide educational resources and training to prevent sales to youth.
- This bill does not repeal preemption and PUP (youth purchase, use, and possession) language found in WI State Statute § 254.92. PUP laws punish users instead of tobacco retailers, and they are likely to target youth and young adults of color and low-income youth and young adults with enforcement which can introduce them into the judicial system.
- PUP laws are unlikely to reduce youth initiation and use. Some research suggests that they are counterproductive, actually increasing smoking rates among youth who seek to engage in behavior deemed as deviant or associated with adult behavior. [1] Enforcement of T21 policies should focus on retailers, rather than young consumers.
- Incarceration: Three new members have joined the Wood County Jail Workgroup. Staff met with the new members to discuss how their experiences and skills can be used to move the work forward.
- Professional Development: Two staff attended the 2021 Wisconsin Virtual Public Health Conference May 25-27, 2021. Staff developed skills and were provided tools to implement policy change to address inequities and injustice.
- Active Communities/Built Environment: The bike share program is set to roll out in just a few days in both Wisconsin Rapids and Marshfield. The bikes will be available for a minimal cost of \$1.00/hour to residents and visitors. The 6 locations in the Wisconsin Rapids area include:
 - Wisconsin Rapids Municipal Zoo
 - Quality Foods West Grand Avenue
 - Veterans Memorial Park (across from the clock tower, near empty parking lot)
 - McMillan Memorial Library
 - Henry Demitz Park
 - South Wood County White Sands Beach
 The 4 locations in the Marshfield area include:
 - Wildwood Park
 - Marshfield Clinic Health System YMCA
 - Everett Roehl Marshfield Public Library
 - Marshfield Fairgrounds
- Food Systems / Farmers Market: The Wisconsin Rapids Downtown Farmers’ Market is open every Thursday and Saturday from 8:00 AM- 2:00 PM from June 3, 2021 to September 30, 2021. This is the third year at the 220 1st Avenue South location with currently 49 vendors so far this season. Upcoming events throughout June feature children’s activities at the market hosted by McMillian Memorial Library, Women, Infant, Children (WIC), St. Paul Lutheran Church, KC Twist Balloon Creations, I Heart Studio, and live music provided by Gary Green and Lincoln High School Mariachi Band. In the first week of June, funds processed are as follows:
 - \$374 in Debit/Credit transaction processed at management’s booth.
 - \$150 in Food Share EBT processed at management’s booth
 - \$8,828 in total sales was reported from our vendors for the first 2 days.
 We do not track WIC and Senior Farmers Market Vouchers as they are direct deposited by vendors; they are able to be used at the market.

ENVIRONMENTAL HEALTH REPORT – NANCY EGGLESTON, R.S.

Wood County Groundwater

Nitrate contamination in groundwater continues to be a topic of focus in Wood County. A recent grant fund awarded to local partners will allow for a gap analysis study to help identify future data collection efforts. Staff continue to educate residents on possible treatment options and other recommendations for addressing ground water contamination.

Neonicotinoids, a widely used family of pesticides in the agricultural industry, have recently come to the forefront as a ground water pollutant of concern. Neonicotinoids, also known as “Neonics”, are commonly applied as a seed coat to aid in planting efforts free of unwanted pests. We are working with community partners to learn more about these pesticides to better understand how they affect the quality of our drinking water supply as well as possible remediation efforts for the future. Environmental Health Staff are continuing to help bridge the gap between large statewide groundwater issues and local concerns for Public Health.

Armenia Groundwater Issues-MOU progress

A list has been compiled of landowners with wells in the area who have yet to be contacted or sampled due to lack of information or scheduling conflicts. Staff availability has been limited, but we are planning to attempt contact with the well owners to complete a final round of nitrate sampling as soon as possible.

COVID Response

Environmental Health Staff continued to assist with handling Covid-19 related questions from businesses and event planners. As outdoor gatherings and events have been more frequent with the warm weather, many event planners have called for best practices and recommendations in regards to Covid-19.

Lead Safe Homes Program

Staff have been working with DHS through a procedural change that may affect future XRF machine availability and lead investigation procedure. Staff completed a short training on these changes and are working through a cost analysis to determine available actions and recommendations. The LSHP has been ongoing in North Wood County and the final residence will be completed this month.

New Businesses and Consultations

A pre-licensing inspection was completed at a new location for Lori & Friends Catering, a business in Wood County. A pre-licensing inspection was completed for Mission Coffee for an additional location. A pre-licensing inspection was completed for Lakeside Fire Campground, formerly Deer Trail Campground, for new ownership. A pre-licensing inspection was completed for a new food truck business named Purple Basil as well.

Training

Members of our staff completed standardization training this last month. Staff complete food inspections with our department standard (Kate Carlson) to keep our inspections consistent across the department and up to DATCP standards.

Complaints

Twelve complaint investigations were received in the month of May.

- A complaint was received on a possible bug infestation. Staff have made an appointment for inspection
- A complaint regarding mold was received. Staff worked with the tenant and landlord to abate any health hazards and the case has been closed.
- A complaint was received about garbage building up outside a residence. This investigation is ongoing.
- A follow up investigation was conducted for a complaint on poor living conditions. Environmental Health Staff are continuing to monitor clean-up efforts by the homeowner.
- A caller stated their rental unit had mold and moisture problems. They have been relocated by the landlord until the issue can be resolved at the rental unit.
- A complaint regarding spiders inside a rental was received. This issue has not presented public health concerns, but the investigation is still open.
- A caller stated concerns for living conditions inside a residence. Orders have been issued for abatement of health hazards.
- A complaint was received for mold in a mobile home. This investigation is ongoing.
- A caller stated bed bugs were present in a hotel. Professional treatment was completed. Case Closed.
- Follow-up was completed on a prior complaint for bed bugs. Professional treatment is ongoing.
- A complaint was received for a possible bug infestation of unknown bugs. The landlord and tenant are working on getting professional services for identification and treatment of the bugs.
- A follow-up complaint inspection was completed for a mobile home community in the area for trailers in need of repair. The owner has been successfully contacted and made aware. Repairs will be made and Environmental Health Staff will be notified when complete.

HEALTH PROMOTION AND CHRONIC DISEASE TEAM REPORTS

Oral Health Program – Erin Fandre, RDH

During the 2020/2021 school year, the Healthy Smiles for Wood County program provided oral screenings and oral health education for 1436 children. 2701 fluoride treatments were applied on 1423 children and 44 sealants were placed on 13 children. The number of children found with unmet dental needs totaled 360 and all of these children were referred to their dentist or case managed for dental treatment. We are currently working on our application for Wisconsin Seal-A-Smile funding for the 2021/2022 school year.

WOMEN, INFANTS AND CHILDREN (WIC) REPORT – CAMEN HAESSIG, RD, CD, CLC

- WIC continues to complete all appointments over the phone during this time. The physical presence waiver to allow appointments over the phone currently goes through mid-August. The waiver is tied to the public health emergency declaration and will allow phone appointments to continue 30 days past the expiration of the public health emergency declaration.

Caseload for 2021 (Contracted caseload 1477)

	Dec 2020	Jan 2021	Feb	Mar	Apr	May	Jun	Jul	Aug	Sep	Oct	Nov	Dec
Active (initial)	1450	1446	1419	1403	1324	1400							
Active (final)	1458	1447	1449	1431	1367								
Participating	1457	1447	1445	1430	1355	1400							



111 W Jackson Street
Wisconsin Rapids, WI 54495
(715)421-8911
Fax (715)421-8962

1600 N Chestnut Avenue
Marshfield, WI 54449
(715)387-8646

June 14, 2021

Dear Members of the Joint Finance Committee,

I am a member of both the Wisconsin Public Health Association (WPHA) and the Wisconsin Association of Local Health Departments and Boards (WALHDAB). Both are statewide professional organizations representing hundreds of public health professionals. I have also been a local health officer for the last 24 years, having served as the Wood County Health Officer for the last 16 years.

The last 15+ months have been challenging for WPHA and WALHDAB members. As we continue to distribute vaccines and navigate our way out of the pandemic, funding for public health faces an uncertain future.

Wisconsin needs to invest in opportunities that help the state recover from the human and economic trauma caused over the last fifteen months. The pandemic exposed longstanding financial inadequacies in Wisconsin's public health infrastructure. As we navigate what we hope to be the waning months of the pandemic, we need to begin charting our course for recovery that includes addressing neglected chronic underfunding and strategic investments for the future.

We recommend funding public health in two ways: first, by allocating committed state funding directly to local public health departments, and second, by bolstering existing programs administered by the Department of Health Services that advance public health and the whole public health system. Currently, local public health departments are funded through local county and municipal levies. To properly fund our numerous state mandates, we request the legislature allocate \$18 million in dedicated annual state funding to support public health infrastructure by providing block grants to local public health departments. This funding must be flexible for local health departments to function with increased support in alignment with their community's needs. We ask that you take into account certain factors, such as base allocation, general population, target populations, risk factors and geographic area to establish an allocation formula for equitable distribution of funds that maximize impact across the state.

We also ask you to support \$10 million in new funding for communicable disease grants for local health departments, as proposed in the Governor's Budget. Second, we ask that you support the proposals in the Governor's Budget that increase funding for existing public health programs at the Department of Health Service that are included in the attached infographic.

Thank you for your commitment to public health.

Sincerely,

A handwritten signature in black ink that reads 'Sue Kunferman'.

Sue Kunferman, RN, MSN
Wood County Health Officer

Investing in public health will provide us the opportunity to be healthy where we live, work, learn and play.

Help the state recover from the human and economic trauma. The pandemic exposed longstanding financial inadequacies in Wisconsin's public health infrastructure. As we navigate the waning months of the pandemic, we need to begin charting our course for recovery that includes addressing neglected chronic underfunding and strategic investments for the future.



BOOST PUBLIC HEALTH INFRASTRUCTURE FOR HEALTHY COMMUNITIES

\$18 MILLION

Dedicated State Funding for Local Health Departments

- Provide block grants to support public health infrastructure and fund state mandates which are supported by county and municipal levies.
- Allow for this funding to be flexible for increased alignment with their community's needs to maximize impact statewide.
- Take into account factors with allocation formula for distribution more effectively and equitably.

Committed state funding provided directly to local public health departments would enable communities to implement public health strategies more effectively and equitably.

Examples where local health departments could utilize this dedicated funding is:

- Increase community health services, like cancer screenings, substance abuse prevention, and mental health services
- Invest in programs to protect against water, air quality, and other environmental health hazards
- Develop preparedness response strategies to guarantee the capacity to respond quickly to public health emergencies
- Communicate important, accurate data and information to the public in a timely manner
- Improve quality and performance through utilization of best practices to develop public health workforce and achieve outcome goals
- Reduce disparities and advance health equity

It would also allow local health departments to administer the nearly two-dozen unfunded mandates the state has placed on local health departments.

WPHA & WALHDAB also support these two categorical funding mechanisms for direct support to local health departments and community based organizations:

\$10 MILLION

for Communicable Disease Grants

- Build on state funding to local and tribal health departments.
- Communicable Diseases can lead to a loss in productivity, increase costs, and place employees on extended sick leave.
- Limited resources are provided though threats are increasing. Wisconsin provides surveillance and follow up for a numerous amount of disease, including Zika, Lyme Disease, Hepatitis C, Influenza, Tuberculosis, and Elizabethkingia.

\$30 MILLION

for Health Equity Grants

- The pandemic exposed many ways in which some Wisconsinites across both rural and urban areas have more difficulty accessing health resources. Support for community organizations to implement community health worker models could help address those issues and advance health equity.
- Promote health equity for community organizations to implement community health worker care models.
- Community organizations, and local/tribal health departments to hire health equity strategists and implement health equity action plans.

Supporting a strong public health infrastructure is paramount with the continuing occurrences of natural disasters, increased substance use, and an increase in both infectious and chronic diseases.

Investments in public health programs represent around 10% of all health care spending in most countries, yet its impact can be substantial. An investment of \$10 per person per year in evidence-based programs in local communities that are proven to increase physical activity, improve nutrition, and prevent smoking or other tobacco use could save the country more than \$16 billion annually within five years, according to the Robert Wood Johnson Foundation. This is a potential savings of \$5.60 for every \$1 invested.

However, Wisconsin is not investing in taking advantage of these savings. According to The Trust for America's Health, Wisconsin state funding for public health is \$17.40 per person per year—\$36 per person per year is the national average.

Facing this fact and knowing the detrimental effects of chronically underfunding public health, we respectfully urge you to make ongoing public health funding a top priority in the 2021-23 biennial budget.

SUPPORT INCREASED INVESTMENT IN EXISTING PUBLIC HEALTH PROGRAMS ADMINISTERED BY THE DEPARTMENT OF HEALTH SERVICES

The Department of Health Services is an equal partner in a strong public health coalition. We strongly recommend supporting the following initiatives in Governor Evers' budget proposal:

Windows Plus Lead Exposure Prevention Program

Provide \$961,800 in 2021-22 and \$1,054,800 in 2022-23

Lead Screening and Outreach Grants

Provide \$50,000 annually to increase a grant for lead screening and outreach activities

Expand Eligibility for Birth to 3 Program

Provide \$3,300,000 in 2021-22 and \$6,600,000 in 2022-23

Black Women and Infants' Health

Provide \$3,500,000 annually to fund grants to address Black women's health and infant and maternal mortality.

Tobacco and Vaping Prevention

Increase funding by \$2,000,000 in 2021-22 to fund a new public health campaign aimed at preventing initiation of tobacco and vapor product use.

Community Health Benefit

Provide \$1,000,000 in 2021-22 and \$24,500,000 in 2022-23 to fund a new MA benefit.

Postpartum Eligibility Extension

Provide \$20,948,600 in 2022-23 to reflect the estimated cost of extending benefits for MA eligible pregnant women until the last day of the month.

Community Health Workers


Provide \$14,232,000 in 2022-23 to fund coverage of community health worker services under MA.

Medication-assisted Treatment Reimbursement

Provide \$3,632,800 in 2021-22 and \$7,265,500 in 2022-23 to increase reimbursement rates for medication-assisted treatment (MAT) services for individuals with substance use disorder.

A comprehensive recovery strategy needs to include robust investments in public health. For more information, please do not hesitate to contact our government affairs consultants Tim Hoven (414-305-2011) or Erik Kanter (608) 310-8833.

All people deserve the opportunity to live in a state that creates conditions for everyone to be healthy. Public policy should strive toward the elimination of health disparities.



WALHDAB

Public Health In Action

Wisconsin Association of Local Health Departments and Boards

WOOD COUNTY HUMAN SERVICES DEPARTMENT REPORT June 2021

Director's Report by Brandon Vruwink

Deputy Director Solheim attended a quarterly meeting with the Superintendents from all of the districts in Wood County. We are continuing to collaborate on we can more efficiently share information to better support the children we are both serving. Deputy Director Solheim will be leading this project and coordinating with the identified point person within each district.

The State Budget process continues to move forward, with the Joint Committee on Finance making several changes to the Governor's budget. I am pleased to share the Joint Committee on Finance increased the Youth Aids allocation by \$4,714,300 annually. Youth Aids funding is allocated to counties to serve Youth who are referred to the Youth Justice System. One concern included in the budget was the daily rate increase for Lincoln Hills. The proposed rate increased by 88% to \$1,154 per day. While it is understood the proposed rate reflects the actual cost to continue operating Lincoln Hills, it is not a rate that counties can afford long-term. Placing one Youth at Lincoln Hills for a year would cost over \$420,000.

I, along with Deputy Director Solheim, attended the Department Head budget workgroup that Corporation Counsel Kastholz formed. Finance Director Newton presented the latest budget information and provided an overview of the audit process. He reported that the General Fund Balance ended 2020 in a much better position than initially estimated. Wood County Treasurer Gehrt also shared that sales tax collections are outpacing last year's numbers as well. The group will be looking to meet again in August to discuss any necessary budget-related issues.

I am excited to announce that we have scheduled our Summer Foster Care picnic for August 12. This will be our first opportunity to gather as a group with all Foster Parents since December 2019. The picnic will be held at North Wood County Park. The picnic will include a catered meal along with games and activities for all of the children. The entire Health and Human Services Committee is invited to attend. Please save the date!

The roofing project at the Wood County Annex and Health Center is close to completion. A local contractor raised concerns about the oversight of the project and the materials used. Maintenance Supervisor Lee Ackerman and Facilities Manager Reuben Van Tassel have been reviewing the project. They will ensure the finished product meets the county's expectations.

Deputy Director Update by Mary Solheim

Community Connections: With the support of our oversight committee, we are underway in organizing and planning for our community garden, bike repair program, and brat fry fundraiser. With our Youth Mentor Program identified goals of increasing our youth's resiliency, positive emotional vulnerability, and community connections, the three identified projects will help our youth in working towards our goals. The specific goals of each project are detailed below:

◇ Community Garden: Teach youth the basics of gardening including bed preparation, garden layout planning, transplanting/seeding, watering, weeding, pruning/trellising, and harvesting. We would also teach our youth about responsibility, patience, nurturing, and educate our youth on healthy eating habits and where their food comes from, develop work ethic, and instill a sense of pride and accomplishment.

◇ Bike Program: Teach our youth about responsibility, develop work ethic, instill a sense of pride and accomplishment, offer an opportunity engage with community, and research and problem

solve. If the bikes are sold, our youth will also have an opportunity to develop an understanding of how small business and vending works along with the added value of good customer service.

◊Brat Fry Fundraiser: Teach youth the basics of cooking and running a brat fry fundraiser including: food preparation, sanitation and overall cleanliness, customer service, accepting money and giving appropriate change, responsibility, patience, work ethic, and instill a sense of pride and accomplishment.

As we continue in our efforts to grow our capacity to support our youth, we unfortunately received the resignation of our newest Youth Mentor Case Manager, Kamryn Slomka. Prior to commencing her employment with us, Kamryn had applied for a master's degree program. She was waitlisted some months ago and prior to her start date, but recently was offered a position which requires a move out of the area, leaving her unable to continue in her role. We are in discussions as to next steps as we make the transition for the youth to ensure they continue to have support within the program.

Child Welfare/Youth Justice Update: On May 19, 2021, the Department of Justice Released new data on crimes and sex related offenses for 2020 via its dashboards, which include information on offenses by agency, statewide arrestee demographics, and offense and arrest trends by agency over time. Please see the following for a link to an article as posted by WAOW highlighting some of the data released, which includes a reporting that in 2020, Wood County became the worse in the state for sex offenses per capita: <https://waow.com/2021/05/19/doj-wood-co-had-highest-sex-crime-rate-per-capita-in-2020/>.

Further identified is that around 45% of the victims in Wood County were between the ages of 13-17 years and over 76% of the victims were under the age of 18. As for the offenders, 32% are between the ages of 13 and 17. As we continue to monitor our Child Protective Services (CPS) Reports Dashboard (<https://dcf.wisconsin.gov/dashboard/access>), we are mindful that 17.24% of the 1,456 reported maltreatment matters from January 1, 2020 through December 31, 2020 were connected to concerns of sexual abuse. We are further mindful of the need to continue to focus our energy and efforts on conducting diligent investigations and taking appropriate action based upon the information we learn.

Administrative Services Update by Mary Schlagenhaft

Personnel Updates: We continue to have 1.5 FTE vacancies on the support team. We have hired internal applicant Darrin Steinbach for the vacant Administrative Services Assistant Manager, creating a vacancy for the Accounting Clerk. We have scheduled two interviews for this week and hope to find a candidate soon.

Administrative Team members have been very involved in set up and attending meetings for the new Electronic Health Records software (SmartCare) which will be launched on August 1st. Super user training will start the week of June 14th and will be conducted for the three weeks following that. Once we have our own on-site super users we will conduct End User training, utilizing our Super users to train this group. We feel this will help our agency sustain user knowledge, freeing up the County Help desk for other County needs.

The Norwood and Edgewater team continued to participate in CARES Covid-19 meetings with WIPFLI on a regular basis. We continue to receive updated information from WIPFLI to ensure compliance in the use of the COVID Cares funding as well as the cost reporting of same funding.

Human Services Department business office participation in the County Audit for 2020 Financials has been completed. At this time there have been no outstanding request from the Audit Team of WIPFLI. Both Norwood and Edgewater annual Medicare and Medical Assistance Cost Reports were submitted timely at the end of May.

The Community team has started their 2020 WIMCR cost report. We also participated in the 2019 Pick up session and were selected as WICMR County which performed a Monitoring Review of our submitted data for 2019. All 2021 year to date cost reports as well as 2020 year end reconciliation were submitted as required during the month of May 2021 were submitted timely.

Behavioral Health Division Update by Stephanie Gudmunson

Personnel Updates: Jen Borchardt has resigned her position as Mental Health/AODA Therapist in the Outpatient Clinic. Jen's last day is July 7. Katie Miloch has resigned her position as Emergency Mental Health Coordinator. Katie's last day is June 24.

The Coordinated Services Teams program had an opportunity to apply for additional supplemental funding from the state to improve service delivery to CST participants. Our CST Coordinator completed the application and we were awarded \$16,113 in order to:

- Improve group and individual children's activities that help develop life skills, stress management, and healthy habits in the community by replacing or repairing current equipment and purchasing new equipment to accommodate these needs.
- Provide training opportunities to allow staff to learn different techniques in working with CST Consumers.
- Update the drop in/waiting area to create a trauma informed space for children activities, team meetings, and meet sensory needs to enhance the experience of program activities while at the Behavioral Health locations.
- Purchase new recreational equipment and repairing current recreational equipment that helps to create a trauma informed area that is fun and inviting for team meetings and children activities.
- Increase the capacity to provide services in rural areas by updating service facilitator's technology and supplies, including providing an opportunity to improve staff skill sets to work with children through training opportunities.

Community Resources Update by Steve Budnik

Transportation: In May, we provided 836 rides on our buses. We continue to provide many rides to Employment (313) and Medical (176) destinations. In May 2020, we provided 526 rides. Even though the ridership is not where it was before COVID, we are still increasing our route demands due to the public getting out more.

WHEAP: Since October 1, 2020, we have processed 2,469 applications for the current heating. The Department of Administration (DOA) has instructed all WHEAP agencies to spend their COVID funds from the American Rescue Plan by June 30. Wood County has exhausted all the supplemental funds that we received for our consumers. These funds were distributed to at-risk households, including those that have a disability, no income, unemployment income, and have exorbitant heating usages.

Income Maintenance: In May, the FoodShare case count for Wood County was 5,509, increasing 17 cases from April. The total number of food share recipients for the county was 10, 624. The BadgerCare case count was 7,048, the EBD (elderly blind & disabled) was 2,072 and the long-term care medical service caseload was 1,140. The increase in public benefit demand is due to adverse impacts from the pandemic as well as a reduction in policy requirements to obtain benefits.

Edgewater Haven Update by Kyle Theiler

In the month of May we had 11 admissions and 5 readmission with a memory care census is 18 residents.

Census comparison to last year:

May 2020 – 46.55 average census with 8.97 rehab

May 2021 – 50.29 average census with 6.65rehab

Admissions/Discharges Comparison:

May 2020 – Admissions 8/Discharges 10/Readmissions 4/Expired 1

May 2021– Admissions 11/Discharges 10/Readmission 5/Expired 1

Personnel Updates: New hires – Alicia Rose .97 CNA PM shift starting 6/29, Amy Czappa casual RN starting 6/16, Daniel Smits .6 CNA PM starting 6/10, Haley Omernick casual dietary aide taking .5 PT position, Sheri Omernick casual dietary aide starting 6/9, Tonya Grundeen casual CNA starting 6/10, and Sharon Brown .9 RN start date to be determined.

Open position as of writing this - .5 CNA, .97 LPN, and 1.0 Dietary Aide

COVID-19 Updates: As of 5/17/2021, scheduled indoor visitation was started at the building. This meant visitors could come to see their loved ones in their rooms without direct supervision. Furthermore, if both the resident and visitor were fully vaccinated they could choose to not wear a mask during the visit. No staff or residents tested positive for COVID-19 in the month of May. As of writing this, the county positivity rate has dropped below the 5% threshold for Wood County. This means that staff who are not fully vaccinated will need to be tested monthly for COVID-19. On 6/8/2021, Wisconsin DHS decided to align with CMS guidance on monthly testing instead of biweekly testing for counties under 5% positivity rate. Again, fully vaccinated staff are not required to participate in routine testing. On 6/3/2021, we were able to restart outings for our residents. The activity department was able to take seven residents via the facility bus to the Wisconsin Dairy State Cheese Company in Rudolph Wisconsin for ice cream and cheese.

Provider Relief Fund: Meeting on June 1st to touch base on Provider Relief Fund with Wipfli accountant. The meeting went over any questions our team had on reporting. COVID capital projects reviewed as well at this meeting. The next meeting is scheduled for July 12th.

Emergency Preparedness: During the month of June, the facility's emergency preparedness plans were reviewed. These items need to be reviewed on an annual basis. Plans are also updated as needed throughout the year. Part of the annual review consists of an all hazard risk assessment. The all hazard risk assessment helps identify which hazards our building are most vulnerable to. Our 2021 assessment identified a cyber-attack as our biggest risk area.

Capital Projects: The 300 North and South interior exit door project has been completed. This project was completed over two days finishing on 5/27/2021. 300 South remodel is complete. The bathroom doors which were delayed and not expected until the beginning of June were installed on 5/28/2021. The rooms look fantastic and are ready to be admitted to when needed. Parking lot sealing was also completed for the North loading dock, North visitor/admin wing, and South main lots. This project was completed over different days in the early part of June.

Family Services Update by Jodi Liegl

Personnel Updates: We are excited to welcome two new Initial Assessment Social Workers to the team. Cassandra Dominguez and Laichia Xiong will both be starting on July 12, 2021. We continue active recruitment efforts for a Family Resource Coordinator position. Rachel Charron, Ongoing Social Work Supervisor, has submitted her resignation with her last day being June 25, 2021. Rachel has decided to leave the field of child welfare. She will continue to serve children in Wood County with a focus on prevention and community health. Rachel shared she has enjoyed getting to know everyone and hopes to collaborate in the future.

YASI: In Youth Justice, Wisconsin selected an assessment tool to use statewide that considers a youth's risk to reoffend in the context of the youth's needs and strengths. The Youth Assessment & Screening Instrument (YASI) is validated for youth and measures risk of re-offense, needs and strengths, and helps social workers to develop effective case plans. The YASI looks at research-based static (historic and unchangeable) and dynamic (changeable) risk factors to estimate the likelihood that the same delinquent behaviors will continue if there is no intervention. The instrument guides case planning by indicating which areas may be the best targets for intervention. The Wood County Youth Justice team has now been fully trained to use the YASI; therefore, the team has been using this assessment tool with all youth who intersect with the youth justice system. The YASI pre-screen assessment consists of 33 questions is completed during intake inquiries. In general, youth who assess as low risk to re-offend are counseled, and their referrals are closed. Some low risk youth are opened for stabilization where referrals to community services can be made. Youth who assess as moderate risk to re-offend are often placed on Deferred Prosecution Agreements, and youth who assess as high risk are most commonly placed on delinquency court orders. When delinquency petitions are requested, the full YASI, which consists of 88 questions, is completed. The full assessment assists the youth, family, and social worker in creating an appropriate case plan to address the specific needs of the youth and family. In May 2021, the youth justice team served 75 youth. Of these youth, 18 assessed as low risk, 27 assessed as moderate risk, and 30 assessed as high risk to re-offend. A draft version of the YASI policy has been developed and submitted to the State for review. The Youth Justice team is now in the process of creating a service matrix. The service matrix consists of a list of services, providers, programs, interventions and tools to be used to address the specific needs of each individual youth and family.

Youth Group: The Youth Justice team is excited to announce that we will be facilitating youth groups this summer. The Expand Your Horizons Youth Groups will run for nine weeks and be held on both ends of the county in Marshfield and Wisconsin Rapids every Tuesday and Thursday beginning June 15th. The groups will be approximately two hours in length both days each week. The purpose of these groups is to help our justice-involved youth try new activities and identify their "sparks." Every person has different interests, talents, and strengths; however, many of the youth we serve have not had opportunities to explore the vast array of pro-social activities that exist within our community. Consequently, many of our youth abuse illegal substances and engage in other criminal activities in an attempt to fit in with peers and have fun. These groups will help to expand our youths' horizons by showing them ways to have fun in healthy, positive ways as well as building connections to the community. Opportunities to give back to the community, such as with residents at Edgewater Haven and Norwood, are also being explored. The youth groups will provide a safe place where youth feel accepted and know their group leaders believe in them.

All youth groups will start with the Kids at Hope Pledge which states, "I am a kid at hope. I am talented, smart, and capable of success. I have dreams for my future and I will climb to reach those goals and dreams every day." After the Pledge, a mindfulness activity will occur followed by the main activity. Examples of activities will include: ice cream making, fishing, tie-dying, slime making, painting and hiding rocks, bowling, baking and decorating cupcakes, gardening, canvas painting, Martial Arts demonstration, disc golfing, LEO presentation, lunch with an officer, yoga, youth choice, minute to win-it activities, hikes, volunteer activities in the community, visit an animal shelter, tour a local college or tech, and others. The group will end with a reflection or journal entry and a gift card drawing. Our hope is to empower our youth to achieve success in various life domains including home & family, education & career, community & service, and hobbies & recreation.

Family Preservation In-Home Therapy: Trisha Hebert has joined CW Solutions as a Family Preservation Therapist. She will join Nicole Stelzer in providing services to Wood County families. Trisha is working on her Master's in counseling with an anticipated graduation in May 2022. Trisha works full-time as the Outreach Director for St. Vincent DePaul in Marshfield and also worked as a casual crisis worker for Wood County since June 2019. Since February 2020 and bringing the service in-house through our

partnership with CW Solutions, we have served 35 families. With two therapists, we look forward to expanding our service delivery and reaching more families.

NorthCentral Updates by Lacey Piekarski

FSET: The NorthCentral FSET Program welcomes two new FSET Case Managers – WCHSD employees – to fill previous vacancies.

- Macie Wienke – Joined WCHSD 06/07/21 as FSET Case Manager - Portage County
- Brooke Maslinski – Joins WCHSD 06/14/21 as FSET Case Manager – Wood County, WI Rapids

In the month of May, the regional FSET Program experienced an increase in referrals with a decrease of enrolled customers. Regionally, the FSET Program is attempting to increase enrollment by 10+%.

May 2021 FSET Totals:

- *Referred Individuals*: 154
(100 customers referred by Income Maintenance, 54 customers referred through FSET contact – walk-in, phone contact, and customer referred)
- *Enrolled Individuals*: 85
- *Goal*: 40% enrollment rate; *Actual*: 35.06% enrollment
- *Total Caseload as of 05/31/21*: 843

Through a quality assurance initiative applying the “Plan, Do, Study, Act” cycle, every FSET team member is reviewing their outreach efforts in relation to caseload totals, focusing on food pantry/community partner serves in the month of June. We are also excited to now serve customers in-person, anticipating an increase in enrollment and overall engagement in this transition.

Youth Division Update: The Independent Living Program, through Federal COVID and distribution through the WI Department of Children & Families, now has the ability to serve youth beyond age 21 to age 23 through December 31, 2022. This allows for additional, voluntary case management support through IL services for these youth. Bright Star education funds also increase through September 30, 2022, allowing for additional post-secondary support for young adults pursuing higher education (expanded also to include master’s degree and higher educational support).

A primary focus for the IL team in the months of May and June are contact with youth identified by DCF as the “age-out cohort,” aging out-of-care between September 27, 2020 – September 31, 2021. These youth are eligible for federally provided COVID funds through a monthly stipend, totaling up to \$6000.00 per eligible youth. Of the 28 youth identified as of June 11th, nine have been contacted for this support, with ongoing outreach continuing to increase engagement. The IL Program is also granted additional COVID stimulus funds for support for support of increased eligibility and youth engagement, submitting a proposed budget and updating the HHS Committee with finalized details once DCF provides approval. These funds are 100% pass-through federal stimulus funds, using \$0 tax levy.

Norwood Nursing Department by Liz Masanz

Admissions Unit: We have seen an increase in the Hospital census over the last month, especially for out of county patients. The Client Services Director and Admissions Head Nurse have been working on some improvements in the charting for treatment planning and auditing the treatment plans. Marissa and Liz have been meeting with Dr. Melnyk, our treatment director, to review hospital unit diversions, keep us focused on census improvement, and expanding his services to cover psychiatry services on the long term care units.

Long Term Care Unit: We continue to work with residents on COVID-19 precautions, in person visits, activities, and vaccinations. All but two residents on the LTC units are fully vaccinated. We have sent out

and received back several contracts with other counties to open up services to them on the LTC unit. We will be providing limited services only to patients that remain on their own counties commitments that need longer term stabilization. We will not be taking protective placements from outside counties.

We are expecting our annual re-certification survey from the state at any time now. Due to COVID-19, we have not received an annual survey in 24-months.

Norwood Dietary Department by Larry Burt

Congregate meals for the month of May were 8,491 with revenue of \$39,058.60. Congregate meals for the year are 44,262 with revenue year to date of \$203,600.60

Norwood Maintenance Department by Lee Ackerman

Update on 2021 Capital Improvement Projects: Level 4, Pathways Renovation – Work is progressing as planned for the Level 4, Pathways renovation. Six of the nine bathrooms have been completed so far and the last three are in various stages of construction. This leaves the handicap bathroom, tub room, and some tile work in a private resident bathroom. The new tub has been ordered for the tub room and is slated for delivery at the end of June. Lastly, work will begin on laying new flooring and base molding in the common areas, halls, and Dayroom; this work will begin once the bathroom renovations have concluded. So far, I am happy to report that work has been going smoothly and it appears that disruption to the residents has been minimal.

To our pleasant surprise, work on the roofing project started earlier than expected due to an opening in the contractor's schedule. The timing is to our advantage since materials are starting to become scarce and projects occurring later in the year run the risk of falling behind in the schedule.

Looking Ahead: Lee arranged a meeting with an electrician, our backup generator service, and a Controls rep to go over the proposed updates to the emergency power connections planned for the 2022 CIP. As expected, prices have increased recently and options were discussed should that trend continue into next year. As with most current Capital Improvement plans, we need to prepare for unexpected cost adjustments by planning as best as possible. I remain hopeful that we will be able to meet our goals should this project remain in the 2022 budget.

Edgewater Credit Card Statement - May 2021

Date	Description	Nursing 54201	Laundry 54212	Dietary 54213	Maint. 54215	Therapy 54216	Activities 54218	Soc Serv 54219	Admin 54219	COVID 19 54319	Donation Acct
5/3/2021	Lawn Mower Gas				\$ 55.08						
5/3/2021	Home Depot-door frame paint,rollers				72.38						
5/25/2021	5 Star plaque								178.50		
5/28/2021	Walmart-Activity Supplies						15.84				
5/26/2021	Walmart-Activity Supplies						100.63				
<hr/>											
Total		\$ -	\$ -	\$ -	\$ 127.46	\$ -	\$ 116.47	\$ -	\$ 178.50	\$ -	\$ -
Total Usage May 2021		\$ 422.43									

CVSO Report to the Wood County Health and Human Services Committee

Meeting Date: June 24, 2021

April Activity:

Caseload activity for May 2021 - 11 new veterans served. During the month of May, we completed/submitted 307 federal forms to include:

- 27 intent to file a claim (this marks the effective date while we assist the veteran in gathering all the required supporting documentation)
- 11 Appeals – Higher level review, Notice of Disagreement (appeal)
- 15 new claims for disability compensation
- 0 new claims for veterans pension
- 6 new claims for surviving spouse benefits (DIC or surviving spouse pension)
- 8 new applications for VA Healthcare
- 20 appointment of Claimants Representative (POA for American Legion, VFW, DAV etc.)
- 18 burial and marker applications

Activities:

1. Completed as of June 16:
 - a. May 28 – Wisconsin Department of Veterans Affairs Secretary’s Stakeholders virtual briefing to Stakeholders.
 - b. June 2 – Wood County CCS/CST Coordinating Committee meeting .
 - c. June 2 – Veteran Service Commission meeting in Courthouse room 114 at 3 pm.
 - d. June 7-11 Wisconsin CVSO Association Training Conference Wisconsin Dells (we will not attend due to Wood Co Restricted Travel policy).
 - Attended Business meeting, and Executive meetings virtually.
 - e. June 14 - Wood County Homeless Committee round table (VIA Zoom)
2. Near Future:
 - a. June 22 - Federal VA Regional Office Milwaukee Directors conference call with VSO & CVSO Leadership.
 - b. July 1 – CVSO Association Executive meeting in Fond Du Lac.
 - c. July 19-21 - National CVSO Association Annual Training Conference (Virtual)

Office updates:

1. Office and VA response to COVID-19 –
 - a. The Tomah VA Medical Center has begun COVID-19 Vaccination Clinics. Wisconsin Rapids CBOC is one of the sites and providing Friday and some Saturday/Sunday shot clinics. Veterans must be eligible and **enrolled in VA healthcare** to receive a vaccination. They have expanded to **all** veterans currently enrolled. **Their spouses, caregivers and family members/survivors entitled to CHAMPVA health care are now eligible.** Veterans can call to be put on a list for a scheduled shot clinic (800-872-8662 ext 66274). For more information visit www.Tomah.VA.GOV
 - b. Federal VA continues to lag behind on scheduling and completing compensation exams. Therefore, new ratings decisions have slowed.
 - c. As of March 22nd the Milwaukee VA Regional Office will again be open to the public for access to the contact team and Veteran Service Organizations Claims Office. However most VA

employees will continue to work remotely. Regional office is awaiting guidance from their central office based on new CDC guidance.

- d. Wisconsin Department of Veterans Affairs is still mostly working remotely.
2. Office continues to review and reach out to Blue Water Vietnam Navy and Marine personnel. Many veterans have responded and we have submitted claims for compensation. To date Wood County Veterans under this effort have received \$386,938 in retroactive payments. Monthly increases totaling \$45,856.10 or additional \$550273.20 every year.

Since last month's report:

- a. Veteran's was granted an initial rating of 50% with further Agent Orange conditions pending. \$6,931 in retroactive payments and a monthly increase of \$992.04 per month.
- b. Veteran was increased from 30% to 60% with a retroactive payment of \$5,827 and a monthly increase of \$705.04.
- c. Veteran received a 100% initial rating. He received \$60,187 in retroactive payment and \$3,321.85 per month. Veteran's spouse is now eligible for CHAMPVA health/mediation insurance and they are eligible for the Wisconsin property tax Credit.
- d. Veteran received an increase from 30 to 40% a \$1,550.36 retroactive payment and an additional \$194.42 per month. This is his third rating increase based on our review and appeal of issues.
- e. Veteran increased rating from 40 to 60% with retroactive payment of 4,887 and a monthly increase of \$545.62.

Note these are just ratings we initiated by reviewing our records on file and contacting the veteran. It does not include claims brought in to our office by the veteran or the normal benefit maintenance activity we do. To date the retroactive payments and the annual ongoing compensation for this initiative have exceed the annual budget for the department.

3. VA planning new presumptives for Persian Gulf War Particulate Matter Exposure. The VA is looking at chronic respiratory conditions, such as asthma, rhinitis and sinusitis for veterans who served in Southwest Asia Theater of operations, Afghanistan and Uzbekistan. Once the rules are finalized our office will have to work at getting the word out to veterans who served since September 9, 2001. Southwest Asia for this purpose includes Iraq, Kuwait, Saudi Arabia, Bahrain, Qatar, The United Arab Emirates, Oman, the Gulf of Aden, The Gulf of Oman, the Persian Gulf, the Arabian Sea, the Red Sea, and airspace above those locations.

Committee Report

County of Wood

Report of claims for: Edgewater Haven

For the period of: May 2021

For the range of vouchers: 12210399 - 12210504

Voucher	Vendor Name	Nature of Claim	Doc Date	Amount	Paid
12210399	MEDLINE INDUSTRIES	NURSING SUPPLIES	05/11/2021	\$41.15	P
12210400	POSTUREWORKS LLC THE	CUSHION	05/11/2021	\$264.95	P
12210401	REINHART FOOD SERVICE	RESIDENT FOOD AND SUPPLIES	05/11/2021	(\$1.34)	P
12210402	REINHART FOOD SERVICE	RESIDENT FOOD AND SUPPLIES	05/11/2021	(\$160.39)	P
12210403	ACCURATE IMAGING INC	PORTABLE XRAY	05/11/2021	\$510.72	P
12210404	ASPIRUS INC (Sheriffs Dept Use)	LABS	05/11/2021	\$513.85	P
12210405	CLASEN DR RICHARD MD	MEDICAL DIRECTORS FEE	05/11/2021	\$1,000.00	P
12210406	DIRECT SUPPLY INC	CUSHIONS	05/11/2021	\$108.96	P
12210407	MARSHFIELD CLINIC	COVID TESTS	05/11/2021	\$592.00	P
12210408	HEALTHCARE WASTE MANAGEMENTINC	BIOWASTE, LIGHT BULBS, BATTERI	05/11/2021	\$175.32	P
12210409	HEALTH DIRECT PHARMACY SERVICES INC	OTC DRUGS/MA	05/11/2021	\$9,061.79	P
12210410	IGA	RESIDENT FOOD	05/11/2021	\$50.94	P
12210411	MEDLINE INDUSTRIES	NURSING SUPPLIES	05/11/2021	\$3,736.75	P
12210412	PHOENIX TEXTILE CORP	WASHCLOTHES, HAND TOWELS, SHEE	05/11/2021	\$307.46	P
12210413	PITNEY BOWES	POSTAGE METER LEASE	05/11/2021	\$126.00	P
12210414	REINHART FOOD SERVICE	RESIDENT FOOD AND SUPPLIES	05/11/2021	\$2,227.21	P
12210415	REINHART FOOD SERVICE	RESIDENT FOOD AND SUPPLIES	05/11/2021	\$55.61	P
12210416	REINHART FOOD SERVICE	RESIDENT FOOD AND SUPPLIES	05/11/2021	\$1,584.86	P
12210417	RIVER CITY CAB	LAB RUNS	05/11/2021	\$10.00	P
12210418	STAFFENCY LLC	CONTRACT STAFF 4/18-4/24/21	05/11/2021	\$2,886.00	P
12210419	STAPLES ADVANTAGE	OFFICE SUPPLIES	05/11/2021	\$65.89	P
12210420	WHEELS OF INDEPENDENCE INC	RESIDENT TRANSFERS	05/11/2021	\$175.00	P
12210421	WI DEPT OF HEALTH & SOC SERV	MONTHLY BED ASSESMENT	05/11/2021	\$13,430.00	P
12210422	ACCUSHIELD LLC	SERVICE FEE	05/11/2021	\$179.00	P
12210423	ACE HARDWARE	WEED TRIMMER, OIL, GAS CAN LIN	05/11/2021	\$225.92	P
12210424	AMAZON CAPITAL SERVICES	AED BATTERIES	05/11/2021	\$34.99	P
12210425	SPECTRUM- MILWAUKEE	MONTHLY CABLE FOR RESIDENTS	05/11/2021	\$1,240.32	P
12210426	DIRECT SUPPLY INC	ROCKER KNIVES	05/11/2021	\$30.54	P
12210427	DIRECT SUPPLY INC	HAND WIPES	05/12/2021	\$263.96	P
12210428	EARTHGRAINS COMPANY THE	RESIDENT BAKERY	05/12/2021	\$30.52	P
12210429	EARTHGRAINS COMPANY THE	RESIDENT BAKERY	05/12/2021	\$49.32	P
12210430	EDWARD DON & CO	LIDS, GLOVES	05/12/2021	\$121.12	P
12210431	FREEDOM PEST CONTROL LLC	MONTHLY PEST SERVICE	05/12/2021	\$55.00	P
12210432	HEALTHCARE SERVICES GROUP INC	CONTRACT HOUSEKEEPING/LAUNDRY	05/12/2021	\$20,665.17	P

Voucher	Vendor Name	Nature of Claim	Doc Date	Amount	Paid
12210433		PAYMENT REFUND	05/12/2021	\$6.78	P
12210434	SCHMITT ACOUSTICS LLC	300 CEILING POC CEILING TO 84"	05/12/2021	\$1,725.00	P
12210435	STAPLES ADVANTAGE	OFFICE SUPPLIES	05/12/2021	\$3.17	P
12210436	STAPLES ADVANTAGE	OFFICE SUPPLIES	05/12/2021	\$2.80	P
12210437	REINHART FOOD SERVICE	RESIDENT FOOD AND SUPPLIES	05/12/2021	\$1,961.65	P
12210438	REINHART FOOD SERVICE	RESIDENT FOOD AND SUPPLIES	05/12/2021	(\$19.18)	P
12210439	SCHULIST'S CUSTOM CABINETS	300 S 2021 PAID IN FULL	05/12/2021	\$20,691.00	P
12210440	SERENITY AQUARIUM & AVIARY SERVICES	BIRD AVIARY MAINTENANCE	05/12/2021	\$99.00	P
12210441	US FOODS	RESIDENT FOOD	05/12/2021	\$432.75	P
12210442	AEGIS THERAPIES INC	THERAPY FOR RESIDENTS	05/19/2021	\$28,946.90	P
12210443	MARSHFIELD CLINIC	COVID TESTS	05/19/2021	\$241.00	P
12210444	NORTHWEST RESPIRATORY SERVICES	OXYGEN AND SUPPLIES	05/19/2021	\$370.00	P
12210445	BATTERIES PLUS BULBS	SLAA-12-2.9F BED BATTERY BACKU	05/19/2021	\$49.00	P
12210446	GRAINGER (Edgewater)	T8 BULBS 4100K, T8 F25	05/19/2021	\$210.60	P
12210447	GRAINGER (Edgewater)	HVAC FILTERS	05/19/2021	\$280.40	P
12210448	MEDLINE INDUSTRIES	NURSING SUPPLIES	05/19/2021	\$116.58	P
12210449	MCKESSON MEDICAL	NURSING SUPPLIES	05/19/2021	\$1,050.23	P
12210450	MID-STATE TECHNICAL COLLEGE	AHS BLS ECARDS	05/19/2021	\$70.00	P
12210451	STAFFENCY LLC	CONTRACT STAFF 4/25-5/1/21	05/19/2021	\$4,233.00	P
12210452	STAFFENCY LLC	CONTRACT STAFF 5/2-5/8/21	05/19/2021	\$4,856.25	P
12210453	WISCONSIN RIVER ORTHOPAEDICS	IMAGING	05/19/2021	\$33.96	P
12210454	ADVANCED DISPOSAL	WASTE DISPOSAL	05/25/2021	\$1,509.46	P
12210455	AEGIS CORPORATION	BOND FOR NOTARY	05/25/2021	\$30.00	P
12210456	PIGGY WIGGLY SUPERMARKET	RESIDENT FOOD	05/25/2021	\$9.87	P
12210457	WI DEPT OF JUSTICE	CRIMINAL BACKGROUND CHECKS	05/25/2021	\$40.00	P
12210458	AMAZON CAPITAL SERVICES	3 GANG OUTLET, SWITCH COVERS	05/25/2021	\$43.04	P
12210459	COMPLETE CONTROL	NURSE CALL SYS AND WANDER GUAR	05/25/2021	\$15,000.00	P
12210460	DIRECT SUPPLY INC	2 HANDLE CUPS	05/25/2021	\$81.48	P
12210461	DIRECT SUPPLY INC	COFFEE PITCHERS	05/25/2021	\$57.99	P
12210462	EARTHGRAINS COMPANY THE	RESIDENT BAKERY	05/25/2021	\$56.56	P
12210463	EARTHGRAINS COMPANY THE	RESIDENT BAKERY	05/25/2021	\$57.64	P
12210464	EARTHGRAINS COMPANY THE	RESIDENT BAKERY	05/25/2021	\$48.72	P
12210465	EARTHGRAINS COMPANY THE	RESIDENT BAKERY	05/25/2021	\$30.52	P
12210466	EDWARD DON & CO	GLASSES	05/25/2021	\$264.35	P
12210467	GANNETT WISCONSIN MEDIA	NEWSPAPER FOR RESIDENTS	05/25/2021	\$94.00	P
12210468	LITURGICAL PUBLICATIONS INC	ADVERTISING-SACRED HEART	05/26/2021	\$503.00	P
12210469	NICK MICHELS & SONS	PREVENTIVE ROOF MAINTENANCE	05/26/2021	\$135.00	P
12210470	PHOENIX TEXTILE CORP	HAND TOWEL, WASHCLOTHES, GOWNS	05/26/2021	\$168.83	P
12210471	PURCHASE POWER	INK FOR POSTAGE METER	05/26/2021	\$140.17	P
12210472	REINHART FOOD SERVICE	RESIDENT FOOD AND SUPPLIES	05/26/2021	\$1,673.90	P
12210473	REINHART FOOD SERVICE	RESIDENT FOOD AND SUPPLIES	05/26/2021	\$2,701.16	P
12210474	REINHART FOOD SERVICE	RESIDENT FOOD AND SUPPLIES	05/26/2021	(\$2,701.16)	P
12210475	REINHART FOOD SERVICE	RESIDENT FOOD AND SUPPLIES	05/26/2021	\$1,803.81	P
12210476	REINHART FOOD SERVICE	RESIDENT FOOD AND SUPPLIES	05/26/2021	\$1,750.36	P

Committee Report - County of Wood

Edgewater Haven - May 2021

12210399 - 12210504

Voucher	Vendor Name	Nature of Claim	Doc Date	Amount	Paid
12210477	REINHART FOOD SERVICE	DISHMACHINE LEASE	05/26/2021	\$155.00	P
12210478	REINHART FOOD SERVICE	RESIDENT FOOD AND SUPPLIES	05/26/2021	\$1,856.99	P
12210479	RON'S REFRIGERATION & AC INC	HVAC AIR UNIT IN LAUNDRY	05/26/2021	\$982.00	P
12210480	US FOODS	RESIDENT FOOD	05/26/2021	\$318.39	P
12210481	US FOODS	RESIDENT FOOD	05/26/2021	\$340.44	P
12210482	US FOODS	RESIDENT FOOD	05/26/2021	\$70.66	P
12210483	US FOODS	RESIDENT FOOD	05/26/2021	\$16.36	P
12210484	ALIMED INC	KNEE SLING	05/26/2021	\$108.55	P
12210485	DIRECT SUPPLY INC	DISINFECTANT QUARTERNARY SPRAY	05/26/2021	\$299.96	P
12210486	GRAINGER (Edgewater)	BATTERIES AND RECEPTACLES	05/26/2021	\$84.60	P
12210487	MCKESSON MEDICAL	NURSING SUPPLIES	05/26/2021	\$4.91	P
12210488	MCKESSON MEDICAL	NURSING SUPPLIES	05/26/2021	\$193.73	P
12210489	MEDLINE INDUSTRIES	NURSING SUPPLIES	05/26/2021	\$2,520.14	P
12210490	NORTHEAST WI RETINA ASSOCIATES SC	DIAGNOSTIC IMAGING	05/26/2021	\$14.89	P
12210491	STAPLES ADVANTAGE	OFFICE SUPPLIES	05/26/2021	\$331.06	P
12210492	DIRECT SUPPLY INC	KNEE BRACES	05/26/2021	\$1,512.00	P
12210493	DIRECT SUPPLY INC	KNEE BRACES	05/26/2021	(\$1,512.00)	P
12210494	US BANK	DEPT EXPENSE	05/26/2021	\$719.94	P
12210495	ALLIANT ENERGY/ WP&L	ELECTRIC BILL	06/02/2021	\$5,474.97	P
12210496	APOLLO CORPORATION	TUB CLEANERS	06/02/2021	\$238.64	P
12210497	GRAINGER (Edgewater)	DOOR HANDLE COVER PLATES, HOSE	06/02/2021	\$36.09	P
12210498	GRAINGER (Edgewater)	DOOR STOPS	06/02/2021	\$50.40	P
12210499	GRAINGER (Edgewater)	VELCO STRIPS	06/02/2021	\$70.48	P
12210500	GARRISON'S SEPTIC INC	SEMI ANNUAL GREASE PIT PUMP	06/02/2021	\$750.00	P
12210501	MCKESSON MEDICAL	NURSING SUPPLIES	06/02/2021	\$455.96	P
12210502	RON'S REFRIGERATION & AC INC	HVAC UNIT COMPRESSOR, LB	06/02/2021	\$287.00	P
12210503	WISCONSIN MECHANICAL SOLUTIONS INC	300S 2021 HVAC EXHAUST FAN	06/02/2021	\$1,000.00	P
12210504	WISCONSIN MECHANICAL SOLUTIONS INC	300 S 2021 PLUMBING	06/02/2021	\$6,500.00	P
Grand Total:				\$171,399.34	

Signatures

Committee Chair: _____
 Committee Member: _____
 Committee Member: _____
 Committee Member: _____
 Committee Member: _____

Committee Member: _____
 Committee Member: _____
 Committee Member: _____
 Committee Member: _____

Committee Report

County of Wood

Report of claims for: HEALTH (15)

For the period of: JUNE 2021

For the range of vouchers: 15210140 - 15210187

Voucher	Vendor Name	Nature of Claim	Doc Date	Amount	Paid
15210140	AMAZON CAPITAL SERVICES	Event Expense/WIC-FM	05/20/2021	\$64.87	P
15210141	AMAZON CAPITAL SERVICES	Office Supplies	05/22/2021	\$48.96	P
15210142	BOUND TREE MEDICAL	COVID Expense	05/17/2021	\$269.60	P
15210143	CONTROL SOLUTIONS INC	Program Supplies/VFC	05/24/2021	\$832.00	P
15210144	EMMONS BUSINESS INTERIORS	Program Expense/DFC	05/13/2021	\$8,321.56	P
15210145	MCKESSON MEDICAL	COVID Supplies	05/11/2021	\$89.52	P
15210146	MCKESSON MEDICAL	COVID Supplies	05/11/2021	\$89.52	P
15210147	MCKESSON MEDICAL	COVID Supplies	05/11/2021	\$89.52	P
15210148	NORTHSTAR ENVIRONMENTAL TESTING LLC	Lead Abatement Expense	05/21/2021	\$600.00	P
15210149	WISCONSIN ALLIANCE FOR WOMEN'S HEALTH	PATCH Program/DFC	05/05/2021	\$13,125.93	P
15210150	AMAZON CAPITAL SERVICES	Event Expense/FM	05/23/2021	\$379.88	P
15210151	FISHER SCIENTIFIC COMPANY LLC	EH Lab Supplies	05/21/2021	\$616.28	P
15210152	HACH COMPANY	EH Lab Supplies	05/24/2021	\$1,357.16	P
15210153	FANDRE ERIN	Hygienist/COVID	05/29/2021	\$956.96	P
15210154	AMAZON CAPITAL SERVICES	Office/FM Supplies	05/30/2021	\$42.78	P
15210155	AMAZON CAPITAL SERVICES	Office Supplies	06/01/2021	\$32.91	P
15210156	AMAZON CAPITAL SERVICES	Office Supplies	06/01/2021	\$44.64	P
15210157	AMAZON CAPITAL SERVICES	Office Supplies	06/02/2021	\$70.38	P
15210158	CITY OF WIS RAPIDS TREASURER	COVID Expense	06/07/2021	\$1,000.00	P
15210159	HEALTHCARE WASTE MANAGEMENT INC	Sharps Disposal	05/31/2021	\$73.83	P
15210160	IVISIONMOBILE	Texting Service	06/01/2021	\$139.69	P
15210161	LANGUAGE LINE SERVICES	Interpreters	05/31/2021	\$351.17	P
15210162	MARSHFIELD FIRE & RESCUE	COVID Expense	06/08/2021	\$1,000.00	P
15210163	SCHULIST'S CUSTOM CABINETS	Program Expense	06/07/2021	\$1,904.00	P
15210164	HAESSIG CAMEN	RD Renewal Reimbursement	06/07/2021	\$70.00	P
15210165	SCHWARTZ ELI	FM Reimbursement	06/05/2021	\$93.00	P
15210166	VANG MEE	FM Reimbursement	06/05/2021	\$80.00	P
15210167	DEHLINGER SALLY	FM Reimbursement	06/05/2021	\$19.00	P
15210168	MILLER WILLIAM	FM Reimbursement	06/05/2021	\$23.00	P
15210169	AMAZON CAPITAL SERVICES	Office/FM Supplies	05/31/2021	\$141.05	P
15210170	QUALITY ENERGY EXPERTS LLC	Lead Abatement Expense	06/05/2021	\$37,953.34	P
15210171	CREATIVE MARKETING RESOURCES INC	WIC Outreach Program	01/15/2021	\$7,885.00	
15210172	CROCKETT SEPTIC LLC	Farmers' Market Expense	06/05/2021	\$150.00	
15210173	FANDRE ERIN	Hygienist/COVID	06/12/2021	\$1,205.18	

HEALTH (15) - JUNE 2021

15210140 - 15210187

Voucher	Vendor Name	Nature of Claim	Doc Date	Amount	Paid
15210174	HALAMA TIFFANY	RD License Renewal Reimb.	06/15/2021	\$70.00	
15210175	NEUMARK DESIGN & PRINT INC	Printing	05/27/2021	\$402.00	
15210176	NEUMARK DESIGN & PRINT INC	Printing	06/03/2021	\$449.00	
15210177	NEUMARK DESIGN & PRINT INC	Printing	06/15/2021	\$193.00	
15210178	STUTZMAN DAVID & CHRISTINE	FM Reimbursement	06/12/2021	\$19.00	
15210179	SCHWARTZ ELI	FM Reimbursement	06/12/2021	\$68.00	
15210180	FEIT KEN	FM Reimbursement	06/12/2021	\$20.00	
15210181	MUENCH GARY & MARLENE	FM Reimbursement	06/12/2021	\$63.00	
15210182	VANG MEE	FM Reimbursement	06/12/2021	\$82.00	
15210183	SPEICH MICHAEL	FM Reimbursement	06/12/2021	\$22.00	
15210184	BERRY RON AND CASI	FM Reimbursement	06/12/2021	\$11.00	
15210185	KNUESEL WALTER	FM Reimbursement	06/12/2021	\$15.00	
15210186	MILLER WILLIAM	FM Reimbursement	06/12/2021	\$14.00	
15210187	XIONG YIA	FM Reimbursement	06/12/2021	\$21.00	
Grand Total:				\$80,569.73	

Signatures_____
Donna Rozar, Chair_____
Adam Fischer, Vice-Chair_____
Lee Thao_____
John Hokamp_____
Laura Valenstein_____
Tom Buttke_____
Jessica Vicente_____
Heather Wellach, RN_____
Kristen Iniguez, DOEH Environmental Health
EP Emergency PreparednessPH Public Health
WIC Women, Infant, Children

Committee Report

County of Wood

Report of claims for: HUMAN SERVICES

For the period of: JUNE 2021

For the range of vouchers: 40211852 - 40212958

Voucher	Vendor Name	Nature of Claim	Doc Date	Amount	Paid
40211853	OHP Care Provider	Out of Home Placement	04/12/2021	\$204.84	P
40211854	OHP Care Provider	Out of Home Placement	04/12/2021	\$254.00	P
40211855		KINSHIP	03/31/2021	\$1,126.07	P
40211856	ADVOCATE PSYCHOTHERAPY SERVICES LLC	CCS CONTRACTED SERVICES	03/31/2021	\$257.12	P
40211857	AMAZON CAPITAL SERVICES	CLTS WAIVER PROGRAM	04/15/2021	\$17.99	P
40211858	CENTRAL WI COUNSELING ASSOC LLC	CCS CONTRACTED SERVICES	03/31/2021	\$8,078.74	P
40211859	CINTAS CORPORATION	CONTRACTED SERVICES	03/31/2021	\$113.58	P
40211860	CRABMAN'S DRIVER EDUCATION LLC	FSET APPROVED DRIVERS ED	03/31/2021	\$329.00	P
40211861	CW SOLUTIONS LLC	FAMILY PRESERVATION	03/31/2021	\$3,973.00	P
40211862	CW SOLUTIONS LLC	CONTRACTED SERVICES	03/31/2021	\$1,566.31	P
40211863	DRIVER EDUCATION SPECIALISTS	FSET APPROVED DRIVERS ED	04/15/2021	\$100.00	P
40211864	DURKEE PEGGY	RESPITE FOSTER CARE	03/31/2021	\$138.00	P
40211865	ENTERPRISE RENT-A-CAR	CW RENTAL CAR	03/31/2021	\$35.67	P
40211866	FOUNDATIONS HEALTH AND WHOLENESS INC	PLAN PLACE SUPERVISION	03/31/2021	\$2,471.01	P
40211867	FOUNDATIONS HEALTH AND WHOLENESS INC	PLAN PLACE SUPERVISION	03/31/2021	\$2,471.01	P
40211868	INNOVATIVE WISCONSIN LLC	VOCATIONAL SERVICES	03/31/2021	\$5,372.00	P
40211869	KWIK TRIP INC	FSET APPROVED GAS CARD	04/15/2021	\$38,000.00	P
40211870	LUTHERAN SOCIAL SERVICES	COCK-FOSTER HOME LICENSE	03/31/2021	\$393.75	P
40211871	MEISTER TARA	RESPITE FOSTER CARE	03/31/2021	\$46.00	P
40211872	MEISTER TARA	RESPITE FOSTER CARE	03/31/2021	\$221.29	P
40211873	MEISTER TARA	RESPITE CARE	04/15/2021	\$135.60	P
40211874	MEISTER TARA	TSSF CONSUMER RESPITE CARE	03/31/2021	\$610.20	P
40211875	MENTORING ACTIVITY THERAPY SERVICES LLC	CCS CONTRACTED SERVICES	03/31/2021	\$7,479.50	P
40211876	MERTES JOSIAH G	RESPITE CARE	03/31/2021	\$254.46	P
40211877	MERTES JOSIAH G	RESPITE FOSTER CARE	03/31/2021	\$254.46	P
40211878	MERTES JOSIAH G	RESPITE FOSTER CARE	03/31/2021	\$460.00	P
40211879	MERTES JOSIAH G	RESPITE FOSTER CARE	03/31/2021	\$460.00	P
40211880	MUSIC THERAPY SERVICES OF CENTRAL WI	SOCIAL EMO DEVELOPEMENT GRANT	03/31/2021	\$1,000.00	P
40211881	OFFICE ALLY INC	CLEARING HOUSE OUTPATIENT BILL	03/31/2021	\$245.00	P
40211882	PFEIFFER AUTO REPAIR	FSET APPROVED AUTO REPAIR	04/15/2021	\$706.08	P
40211883	PORTAGE CO REGISTER OF DEEDS	FSET APPROVED BIRTH CERT FEE	04/15/2021	\$20.00	P
40211884	RUNNING INC	FSET APPROVED TAXI RIDES	04/15/2021	\$1,200.00	P
40211885	ST CROIX THERAPY INC	BIRTH TO THREE SERVICES	03/31/2021	\$92.00	P
40211886	COMMUNITY CARE RESOURCES	PLAN PLACE SUPERVISION	03/31/2021	\$2,503.56	P

Committee Report - County of Wood

HUMAN SERVICES - JUNE 2021

40211852 - 40212958

Voucher	Vendor Name	Nature of Claim	Doc Date	Amount	Paid
40211887	SOUTH WOOD COUNTY YMCA	STATE PASS THRU FUNDS	04/15/2021	\$437.76	P
40211888	WAUPACA COUNTY SHERIFF'S DEPT	TPR SERVICE	04/15/2021	\$75.00	P
40211889	[REDACTED]	STATE PASS THRU FUNDS	03/31/2021	\$180.00	P
40211890	[REDACTED]	STATE PASS THRU FUNDS	03/31/2021	\$135.00	P
40211891	WI DEPT OF HEALTH SERVICES	TRANSPORTATION	03/31/2021	\$48.50	P
40211892	WOODLAND ENHANCED HEALTH SERVICES COMMISSION	LONG TERM CARE / NH SERVICES	03/31/2021	\$775.00	P
40211893	NORWOOD HEALTH CENTER	TRIP PAYMENTS - NORWOOD	03/31/2021	\$1,420.34	P
40211894	REGISTRATION FEE TRUST	FSET APPROVED DL FEE	04/15/2021	\$35.00	P
40211895	REGISTRATION FEE TRUST	FSET APPROVED DL FEE	04/15/2021	\$35.00	P
40211896	[REDACTED]	IL APPROVED REIMBURSEMENT	04/15/2021	\$1,417.59	P
40211897	[REDACTED]	IL APPROVED RENT REIMBURSEMENT	04/15/2021	\$425.00	P
40211898	WOOD COUNTY REGISTER OF DEEDS	BIRTH CERTIFICATE REQUEST	04/15/2021	\$20.00	P
40211899	WOOD COUNTY REGISTER OF DEEDS	BIRTH CERTIFICATE REQUEST	04/15/2021	\$20.00	P
40211900	WI DEPT OF FINANCIAL INSTITUTIONS	NOTARY APPLICATION	04/15/2021	\$20.00	P
40211901	WI DEPT OF FINANCIAL INSTITUTIONS	NOTARY APPLICATION	04/15/2021	\$20.00	P
40211902	WOOD COUNTY REGISTER OF DEEDS	BIRTH CERTIFICATE REQUEST	04/14/2021	\$20.00	P
40211903	WOOD COUNTY REGISTER OF DEEDS	BIRTH CERTIFICATE REQUEST	04/14/2021	\$20.00	P
40211904	WOOD COUNTY REGISTER OF DEEDS	BIRTH CERTIFICATE REQUEST	04/15/2021	\$20.00	P
40211905	OHP Care Provider	Out of Home Placement	04/19/2021	\$2.06	P
40211906	AMAZON CAPITAL SERVICES	CLTS WAIVER PROGRAM	04/22/2021	\$125.31	P
40211907	DIVISION OF QUALITY ASSURANCE	CERTIFICATION FEES	04/22/2021	\$1,100.00	P
40211908	CRANBERRY WOODS WISCONSIN RAPIDS LLC	IL APPROVED RENT	05/01/2021	\$840.00	P
40211909	ENTERPRISE RENT-A-CAR	CAR RENTAL	03/31/2021	\$35.67	P
40211910	ENTERPRISE RENT-A-CAR	CAR RENTAL	03/31/2021	\$38.42	P
40211911	FINK DANNY R	RENT ASSISTANCE	05/01/2021	\$125.00	P
40211912	[REDACTED]	STATE PASS THRU FUNDS	03/31/2021	\$98.80	P
40211913	MARATHON COUNTY TREASURER	SECURE DETENTION	03/31/2021	\$800.00	P
40211914	MERTES JOSIAH G	FOSTER HOME SAFETY ITEMS	04/22/2021	\$176.18	P
40211915	STAFFWORKS GROUP	TEMP SERVICES	04/22/2021	\$262.80	P
40211916	OPPORTUNITY DEVELOPMENT CENTER	VOCATIONAL SERVICES	03/31/2021	\$26,187.22	P
40211917	TREMPEALEAU CO HEALTH CARE	RESIDENTIAL/IMD SERVICES	03/31/2021	\$6,342.35	P
40211918	EXPERIAN HEALTH INC	VERIFICATION OF CLIENT CHARGES	03/31/2021	\$146.23	P
40211919	RAPIDS OXFORD HOUSE	FSET APPROVED HOUSING ASSIST	04/22/2021	\$370.00	P
40211920	NORTHWEST PASSAGE	ASSESSMENT/BEHAVIOR STABILIZE	03/31/2021	\$17,498.00	P
40211921	COMMUNITY CARE PROGRAMS INC	YA OFFENDER TREATMENT	03/31/2021	\$4,125.60	P
40211922	THERAPY WITHOUT WALLS	CCS CONTRACTED SERVICES	03/31/2021	\$19,271.16	P
40211923	TREMPEALEAU CO HEALTH CARE	RESIDENTIAL/IMD SERVICES	03/31/2021	\$7,021.94	P
40211924	TREMPEALEAU CO HEALTH CARE	RESIDENTIAL/IMD SERVICES	03/31/2021	\$10,458.83	P
40211925	UW - MADISON	WCWPDS TRAINING	03/31/2021	\$525.00	P
40211926	WI DEPT OF JUSTICE	BACKGROUND CHECKS	03/31/2021	\$940.75	P
40211927	WOODSEDGE APARTMENTS	IL APPROVED HOUSING ASSIST	05/01/2021	\$352.00	P
40211928	YOUTH UNLIMITED INC	INTENSIVE IN HOME SERVICES	03/31/2021	\$5,635.40	P
40211929	AEGIS CORPORATION	NOTARY RENEWAL	04/22/2021	\$30.00	P

Committee Report - County of Wood

HUMAN SERVICES - JUNE 2021

40211852 - 40212958

Voucher	Vendor Name	Nature of Claim	Doc Date	Amount	Paid
40211930	AEGIS CORPORATION	NOTARY RENEWAL	04/22/2021	\$30.00	P
40211931	[REDACTED]	FSET APPROVED REIMBURSEMENT	04/22/2021	\$24.97	P
40211932	MERRILL 701 LLC	FSET APPROVED HOUSING ASSIST	04/22/2021	\$200.00	P
40211933	MJB PROPERTIES OF EDGAR LLC	FSET APPROVED HOUSING ASSIST	03/31/2021	\$410.00	P
40211934	[REDACTED]	FSET APPROVED REIMBURSEMENT	03/31/2021	\$53.00	P
40211935	VALENSTEIN LAURA ANN	RESPITE FOSTER CARE	03/31/2021	\$69.00	P
40211936	LAKE COUNTY RECORDER	BIRTH CERTIFICATE REQUEST	04/22/2021	\$25.00	P
40211937	ALASKA VITAL RECORDS	BIRTH CERTIFICATE REQUEST	04/22/2021	\$30.00	P
40211938	[REDACTED]	IL APPROVED HOUSING ASSIST	04/22/2021	\$1,958.00	P
40211939	KRIESCHER JENNA C	REIMBURSEMENT FOR CLIENT SVCS	04/22/2021	\$30.00	P
40211940	REGISTRATION FEE TRUST	FSET APPROVED DL FEE	04/22/2021	\$34.00	P
40211941	REGISTRATION FEE TRUST	FSET APPROVED DL FEE	04/22/2021	\$35.00	P
40211942	BRAGG KELLY	YA GROUP ACTIVITIES	04/22/2021	\$11.93	P
40211943	BRAGG KELLY	GAS FOR CAR RENTAL	04/22/2021	\$25.82	P
40211944	WOOD COUNTY HUMAN SERVICES	TPR PAPERWORK	04/22/2021	\$69.80	P
40211945	BUSS KAYLA	YA ISUPERVISION INCENTIVE	03/31/2021	\$20.00	P
40211946	103 ELM STREET LLC	DC STEINLE PLAZA RENT	05/01/2021	\$9,146.67	P
40211947	AMAZON CAPITAL SERVICES	CLTS WAIVER PROGRAM	04/29/2021	\$38.60	P
40211948	AMAZON CAPITAL SERVICES	CLTS WAIVER PROGRAM	04/29/2021	\$84.39	P
40211949	AMAZON CAPITAL SERVICES	BIRTH TO THREE SOC EMO GRANT	04/29/2021	\$227.25	P
40211950	AMAZON CAPITAL SERVICES	CLTS WAIVER PROGRAM	04/29/2021	\$21.99	P
40211951	CRABMAN'S DRIVER EDUCATION LLC	FSET APPROVED DRIVERS ED	04/29/2021	\$280.00	P
40211952	CHILDREN'S HOSPITAL OF WI COMMUNITY SERV	CCS CONTRACATED SERVICES	04/29/2021	\$865.76	P
40211953	CREATIVE COMMUNITY LIVING SERV	COMMUNITY SKILLS	04/29/2021	\$11,114.27	P
40211954	FRONTIER COMMUNICATIONS	TELEPHONE EXP - CORNERSTONE	04/29/2021	\$168.80	P
40211955	WISCONSIN MEDIA	TPR PUBLICATION	04/29/2021	\$45.84	P
40211956	GREENFIELD REHABILITATION AGENCY INC	PT OT SLP BIRTH TO THREE SVCS	04/29/2021	\$19,515.15	P
40211957	HILLTOP AFFILIATES INC	RESIDENTIAL SERVICES	04/29/2021	\$4,106.04	P
40211958	STAFFWORKS GROUP	TEMP SERVICES	04/29/2021	\$657.00	P
40211959	STAFFWORKS GROUP	TEMP SERVICES	04/29/2021	\$525.60	P
40211960	RAPIDS INN & SUITES	FSET APPROVED HOUSING ASSIST	04/29/2021	\$900.00	P
40211961	[REDACTED]	ADOPTION SUBSIDY OVERPAYMENT	04/29/2021	\$1,350.00	P
40211962	WAL-MART COMMUNITY/SYNCEB	CCS/CSP PROGRAM SUPPLIES	04/29/2021	\$47.26	P
40211963	WI ASSN ON PUBLIC ASSISTANCE FRAUD	WAPAF 2021 NIMC FRAUD TRAINING	04/29/2021	\$200.00	P
40211964	BROTOLOC HEALTH CARE SYSTEMS I	RESIDENTIAL SERVICES	04/28/2021	\$20,719.00	P
40211965	[REDACTED]	STATE PASS THRU FUNDS	04/28/2021	\$98.80	P
40211966	GROSS MOTORS OF MARSHFIELD	FSET APPROVED AUTO REPAIR	04/28/2021	\$957.80	P
40211967	HELLENBRAND MARVIN	IL APPROVED HOUSING ASSIST	04/28/2021	\$775.00	P
40211968	[REDACTED]	FSET APPROVED REIMBURSEMENT	04/28/2021	\$26.86	P
40211969	[REDACTED]	STATE PASS THRU FUNDS	04/28/2021	\$426.18	P
40211970	NTC CAMPUS STORE	FSET APPROVED EDUCATION	04/28/2021	\$2,503.77	P
40211971	NTC CAMPUS STORE	IL APPROVED TUITON	04/28/2021	\$848.44	P
40211972	SOLARUS	PHONE EXPENSE - BRIDGEWAY	04/28/2021	\$89.18	P
40211973	STAPLES ADVANTAGE	OFFICE SUPPLIES	04/28/2021	\$19.92	P

HUMAN SERVICES - JUNE 2021

40211852 - 40212958

Voucher	Vendor Name	Nature of Claim	Doc Date	Amount	Paid
40211974	STAPLES ADVANTAGE	OFFICE SUPPLIES	04/28/2021	\$45.09	P
40211975	STAPLES ADVANTAGE	OFFICE SUPPLIES	04/28/2021	\$59.57	P
40211976	STAPLES ADVANTAGE	OFFICE SUPPLIES	04/28/2021	\$123.93	P
40211977	V & H AUTOMOTIVE	FSET APPROVED AUTO REPAIR	04/28/2021	\$677.00	P
40211978	OHP Care Provider	Out of Home Placement	04/26/2021	\$186.27	P
40211979		IL APPROVED REIMBURSEMENT	04/28/2021	\$35.00	P
40211980	DIVISION OF QUALITY ASSURANCE	CCS CERTIFICATON FEE	04/28/2021	\$550.00	P
40211981	REGISTRATION FEE TRUST	FSET APPROVED DL FEE	04/28/2021	\$15.00	P
40211982	REGISTRATION FEE TRUST	FSET APPROVED DL FEE	04/28/2021	\$43.00	P
40211983	REGISTRATION FEE TRUST	FSET APPROVED DL FEE	04/28/2021	\$28.00	P
40211984	REGISTRATION FEE TRUST	TITLE FOR NEW BUS	04/28/2021	\$174.50	P
40211985	US BANK	PCARD CHARGES	04/28/2021	\$921.56	P
40211986	AMAZON CAPITAL SERVICES	CLTS WAIVER PROGRAM	04/30/2021	\$11.58	P
40211987	AMAZON CAPITAL SERVICES	CLTS WAIVER PROGRAM	04/30/2021	\$206.26	P
40211988	AMAZON CAPITAL SERVICES	CLTS WAIVER PROGRAM	04/30/2021	\$129.99	P
40211989	AMAZON CAPITAL SERVICES	OFFICE SUPPLIES	04/30/2021	\$489.98	P
40211990	AMAZON CAPITAL SERVICES	CLTS WAIVER PROGRAM	04/30/2021	\$459.94	P
40211991	AMAZON CAPITAL SERVICES	CLTS WAIVER PROGRAM	04/30/2021	\$30.98	P
40211992	AMAZON CAPITAL SERVICES	CLTS WAIVER PROGRAM	04/30/2021	\$24.95	P
40211993	KWIK TRIP INC	FSET APPROVED GAS CARDS	05/06/2021	\$38,000.00	P
40211994	LOCUMTENENS HOLDINGS, LLC	PSYCHIATRY SERVICES	04/30/2021	\$15,583.05	P
40211995		FSET APPROVED REIMBURSEMENT	04/30/2021	\$34.43	P
40211996	SCHIERL TIRE & SERVICE CENTER	FSET APPROVED AUTO REPAIR	04/30/2021	\$562.64	P
40211997	SHRED SAFE LLC	CONFIDENTIAL SHREDDING	04/30/2021	\$225.00	P
40211998	AMAZON CAPITAL SERVICES	STATE PASS THRU FUNDS	04/30/2021	\$48.95	P
40211999	CW SOLUTIONS LLC	ADP PARTICIPANT EXPENSES	04/30/2021	\$31.71	P
40212000	CW SOLUTIONS LLC	ADP CONTRACT SERVICES	04/30/2021	\$16,609.73	P
40212001	CW SOLUTIONS LLC	YOUTH JUSTICE SERVICES	04/30/2021	\$10,343.39	P
40212002	CW SOLUTIONS LLC	BFI CONTRACT SERVICES	04/30/2021	\$22,278.41	P
40212003	CW SOLUTIONS LLC	CHILDREN FIRST SERVICES	04/30/2021	\$2,132.09	P
40212004	CW SOLUTIONS LLC	IL CONTRACT SERVICES	04/30/2021	\$10,902.49	P
40212005	CW SOLUTIONS LLC	IL SUPPORT SERVICES	04/30/2021	\$3,588.47	P
40212006	CW SOLUTIONS LLC	FSET CONTRACT SERVICES	04/30/2021	\$174,688.01	P
40212007	CW SOLUTIONS LLC	FSET SUPPORT SERVICES	04/30/2021	\$5,365.95	P
40212008	CW SOLUTIONS LLC	WHEAP SERVICES	04/30/2021	\$4,490.62	P
40212009	F&G RENTALS LLC	FSET APPROVED HOUSING ASSIST	05/06/2021	\$2,400.00	P
40212010	ISLAND ZAC LLC	FSET APPROVED HOUSING ASSIST	05/06/2021	\$525.00	P
40212011	MENJIVAR FRANCISCA	BIRTH TO THREE INTERPRETER	04/30/2021	\$410.00	P
40212012	MUSIC THERAPY SERVICES OF CENTRAL WI	BIRTH TO THREE SOC EMO GRANT	04/30/2021	\$1,750.00	P
40212013		FSET APPROVED REIMBURSEMENT	04/30/2021	\$79.15	P
40212014	STAPLES ADVANTAGE	OFFICE SUPPLIES	05/06/2021	\$9.14	P
40212015	STAPLES ADVANTAGE	OFFICE SUPPLIES	05/06/2021	\$70.59	P
40212016	STAPLES ADVANTAGE	OFFICE SUPPLIES	05/06/2021	\$223.87	P
40212017	VOIANCE LANGUAGE SERVICES LLC	TRANSLATION SERVICES	04/30/2021	\$386.58	P

Committee Report - County of Wood

HUMAN SERVICES - JUNE 2021

40211852 - 40212958

Voucher	Vendor Name	Nature of Claim	Doc Date	Amount	Paid
40212018	CW SOLUTIONS LLC	FAMILY PRESERVATION	04/30/2021	\$2,871.00	P
40212019	COST CUTTERS	FSET APPROVED HAIRCUT VOUCHERS	05/06/2021	\$2,340.00	P
40212020	POMP'S TIRE SERVICE INC - Milw	FSET APPROVED AUTO REPAIR	04/30/2021	(Voided)	P
40212021	FLEISNER KELLY	CW GAS FOR RENTAL CAR	04/30/2021	\$63.52	P
40212022	REGISTRATION FEE TRUST	FSET APPROVED DL FEE	05/06/2021	\$35.00	P
40212023	REGISTRATION FEE TRUST	FSET APPROVED DL FEE	05/06/2021	\$15.00	P
40212024	REGISTRATION FEE TRUST	FSET APPROVED DL FEE	05/06/2021	\$35.00	P
40212025	REGISTRATION FEE TRUST	FSET APPROVED DL FEE	05/06/2021	\$15.00	P
40212026	WI DEPT OF PUBLIC INSTRUCTION	FSET APPROVED EDUCATION	05/06/2021	\$17.00	P
40212027	WISCONSIN RAPIDS RAFTERS	CCS GROUP EVENT	04/30/2021	\$70.00	P
40212028	WOOD COUNTY HSD PETTY CASH	PETTY CASH REPLENISH	05/06/2021	\$18.77	P
40212029	OHP Care Provider	Out of Home Placement	05/05/2021	\$60.39	P
40212030	OHP Care Provider	Out of Home Placement	05/05/2021	\$258.45	P
40212031	OHP Care Provider	Out of Home Placement	05/05/2021	\$67.73	P
40212032	OHP Care Provider	Out of Home Placement	05/05/2021	\$254.00	P
40212033	OHP Care Provider	Out of Home Placement	05/05/2021	\$196.65	P
40212034	OHP Care Provider	Out of Home Placement	05/05/2021	\$254.00	P
40212035	OHP Care Provider	Out of Home Placement	05/05/2021	\$254.00	P
40212036	OHP Care Provider	Out of Home Placement	05/05/2021	\$184.00	P
40212037	OHP Care Provider	Out of Home Placement	05/05/2021	\$254.00	P
40212038	OHP Care Provider	Out of Home Placement	05/05/2021	\$724.00	P
40212039	OHP Care Provider	Out of Home Placement	05/05/2021	\$123.60	P
40212040	OHP Care Provider	Out of Home Placement	05/05/2021	\$174.60	P
40212041	OHP Care Provider	Out of Home Placement	05/05/2021	\$555.09	P
40212042	OHP Care Provider	Out of Home Placement	05/05/2021	\$121.73	P
40212043	OHP Care Provider	Out of Home Placement	05/05/2021	\$337.33	P
40212044	OHP Care Provider	Out of Home Placement	05/05/2021	\$460.00	P
40212045	OHP Care Provider	Out of Home Placement	05/05/2021	\$216.00	P
40212046	OHP Care Provider	Out of Home Placement	05/05/2021	\$100.00	P
40212047	OHP Care Provider	Out of Home Placement	05/05/2021	\$460.00	P
40212048	OHP Care Provider	Out of Home Placement	05/05/2021	\$232.00	P
40212049	OHP Care Provider	Out of Home Placement	05/05/2021	\$100.00	P
40212050	OHP Care Provider	Out of Home Placement	05/05/2021	\$254.00	P
40212051	OHP Care Provider	Out of Home Placement	05/05/2021	\$254.00	P
40212052	OHP Care Provider	Out of Home Placement	05/05/2021	\$224.00	P
40212053	OHP Care Provider	Out of Home Placement	05/05/2021	\$17.07	P
40212054	OHP Care Provider	Out of Home Placement	05/05/2021	\$254.00	P
40212055	OHP Care Provider	Out of Home Placement	05/05/2021	\$254.00	P
40212056	OHP Care Provider	Out of Home Placement	05/05/2021	\$791.00	P
40212057	OHP Care Provider	Out of Home Placement	05/05/2021	\$545.00	P
40212058	OHP Care Provider	Out of Home Placement	05/05/2021	\$176.00	P
40212059	OHP Care Provider	Out of Home Placement	05/05/2021	\$9,568.00	P
40212060	OHP Care Provider	Out of Home Placement	05/05/2021	\$254.00	P
40212061	OHP Care Provider	Out of Home Placement	05/05/2021	\$254.00	P

Voucher	Vendor Name	Nature of Claim	Doc Date	Amount	Paid
40212062	OHP Care Provider	Out of Home Placement	05/05/2021	\$48.00	P
40212063	OHP Care Provider	Out of Home Placement	05/05/2021	\$420.00	P
40212064	OHP Care Provider	Out of Home Placement	05/05/2021	\$545.00	P
40212065	OHP Care Provider	Out of Home Placement	05/05/2021	\$296.00	P
40212066	OHP Care Provider	Out of Home Placement	05/05/2021	\$427.00	P
40212067	OHP Care Provider	Out of Home Placement	05/05/2021	\$460.00	P
40212068	OHP Care Provider	Out of Home Placement	05/05/2021	\$96.00	P
40212069	OHP Care Provider	Out of Home Placement	05/05/2021	\$100.00	P
40212070	OHP Care Provider	Out of Home Placement	05/05/2021	\$100.00	P
40212071	OHP Care Provider	Out of Home Placement	05/05/2021	\$420.00	P
40212072	OHP Care Provider	Out of Home Placement	05/05/2021	\$32.00	P
40212073	OHP Care Provider	Out of Home Placement	05/05/2021	\$100.00	P
40212074	OHP Care Provider	Out of Home Placement	05/05/2021	\$522.00	P
40212075	OHP Care Provider	Out of Home Placement	05/05/2021	\$420.00	P
40212076	OHP Care Provider	Out of Home Placement	05/05/2021	\$100.00	P
40212077	OHP Care Provider	Out of Home Placement	05/05/2021	\$100.00	P
40212078	OHP Care Provider	Out of Home Placement	05/05/2021	\$460.00	P
40212079	OHP Care Provider	Out of Home Placement	05/05/2021	\$160.00	P
40212080	OHP Care Provider	Out of Home Placement	05/05/2021	\$128.00	P
40212081	OHP Care Provider	Out of Home Placement	05/05/2021	\$460.00	P
40212082	OHP Care Provider	Out of Home Placement	05/05/2021	\$254.00	P
40212083	OHP Care Provider	Out of Home Placement	05/05/2021	\$80.00	P
40212084	OHP Care Provider	Out of Home Placement	05/05/2021	\$420.00	P
40212085	OHP Care Provider	Out of Home Placement	05/05/2021	\$420.00	P
40212086	OHP Care Provider	Out of Home Placement	05/05/2021	\$16.00	P
40212087	OHP Care Provider	Out of Home Placement	05/05/2021	\$3.73	P
40212088	OHP Care Provider	Out of Home Placement	05/05/2021	\$98.00	P
40212089	OHP Care Provider	Out of Home Placement	05/05/2021	\$102.78	P
40212090	OHP Care Provider	Out of Home Placement	05/05/2021	\$102.78	P
40212091	OHP Care Provider	Out of Home Placement	05/05/2021	\$3.73	P
40212092	OHP Care Provider	Out of Home Placement	05/05/2021	\$98.00	P
40212093	OHP Care Provider	Out of Home Placement	05/05/2021	\$420.00	P
40212094	OHP Care Provider	Out of Home Placement	05/05/2021	\$128.00	P
40212095	OHP Care Provider	Out of Home Placement	05/05/2021	\$254.00	P
40212096	OHP Care Provider	Out of Home Placement	05/05/2021	\$522.00	P
40212097	OHP Care Provider	Out of Home Placement	05/05/2021	\$96.00	P
40212098	OHP Care Provider	Out of Home Placement	05/05/2021	\$254.00	P
40212099	OHP Care Provider	Out of Home Placement	05/05/2021	\$254.00	P
40212100	OHP Care Provider	Out of Home Placement	05/05/2021	\$460.00	P
40212101	OHP Care Provider	Out of Home Placement	05/05/2021	\$80.00	P
40212102	OHP Care Provider	Out of Home Placement	05/05/2021	\$100.00	P
40212103	OHP Care Provider	Out of Home Placement	05/05/2021	\$208.00	P
40212104	OHP Care Provider	Out of Home Placement	05/05/2021	\$460.00	P
40212105	OHP Care Provider	Out of Home Placement	05/05/2021	\$100.00	P

Committee Report - County of Wood

HUMAN SERVICES - JUNE 2021

40211852 - 40212958

Voucher	Vendor Name	Nature of Claim	Doc Date	Amount	Paid
40212106	OHP Care Provider	Out of Home Placement	05/05/2021	\$254.00	P
40212107	OHP Care Provider	Out of Home Placement	05/05/2021	\$162.12	P
40212108	OHP Care Provider	Out of Home Placement	05/05/2021	\$24.00	P
40212109	OHP Care Provider	Out of Home Placement	05/05/2021	\$420.00	P
40212110	OHP Care Provider	Out of Home Placement	05/05/2021	\$877.00	P
40212111	OHP Care Provider	Out of Home Placement	05/05/2021	\$254.00	P
40212112	OHP Care Provider	Out of Home Placement	05/05/2021	\$16.00	P
40212113	OHP Care Provider	Out of Home Placement	05/05/2021	\$420.00	P
40212114	OHP Care Provider	Out of Home Placement	05/05/2021	\$100.00	P
40212115	OHP Care Provider	Out of Home Placement	05/05/2021	\$460.00	P
40212116	OHP Care Provider	Out of Home Placement	05/05/2021	\$56.00	P
40212117	OHP Care Provider	Out of Home Placement	05/05/2021	\$100.00	P
40212118	OHP Care Provider	Out of Home Placement	05/05/2021	\$254.00	P
40212119	OHP Care Provider	Out of Home Placement	05/05/2021	\$254.00	P
40212120	OHP Care Provider	Out of Home Placement	05/05/2021	\$254.00	P
40212121	OHP Care Provider	Out of Home Placement	05/05/2021	\$254.00	P
40212122	OHP Care Provider	Out of Home Placement	05/05/2021	\$194.74	P
40212123	OHP Care Provider	Out of Home Placement	05/05/2021	\$32.00	P
40212124	OHP Care Provider	Out of Home Placement	05/05/2021	\$420.00	P
40212125	OHP Care Provider	Out of Home Placement	05/05/2021	\$224.00	P
40212126	OHP Care Provider	Out of Home Placement	05/05/2021	\$460.00	P
40212127	OHP Care Provider	Out of Home Placement	05/05/2021	\$294.74	P
40212128	OHP Care Provider	Out of Home Placement	05/05/2021	\$64.00	P
40212129	OHP Care Provider	Out of Home Placement	05/05/2021	\$420.00	P
40212130	OHP Care Provider	Out of Home Placement	05/05/2021	\$254.00	P
40212131	OHP Care Provider	Out of Home Placement	05/05/2021	\$254.00	P
40212132	OHP Care Provider	Out of Home Placement	05/05/2021	\$16.00	P
40212133	OHP Care Provider	Out of Home Placement	05/05/2021	\$420.00	P
40212134	OHP Care Provider	Out of Home Placement	05/05/2021	\$254.00	P
40212135	OHP Care Provider	Out of Home Placement	05/05/2021	\$254.00	P
40212136	OHP Care Provider	Out of Home Placement	05/05/2021	\$254.00	P
40212137	OHP Care Provider	Out of Home Placement	05/05/2021	\$224.00	P
40212138	OHP Care Provider	Out of Home Placement	05/05/2021	\$133.33	P
40212139	OHP Care Provider	Out of Home Placement	05/05/2021	\$34.13	P
40212140	OHP Care Provider	Out of Home Placement	05/05/2021	\$104.00	P
40212141	OHP Care Provider	Out of Home Placement	05/05/2021	\$420.00	P
40212142	OHP Care Provider	Out of Home Placement	05/05/2021	\$13,268.70	P
40212143	OHP Care Provider	Out of Home Placement	05/05/2021	\$38.40	P
40212144	OHP Care Provider	Out of Home Placement	05/05/2021	\$545.00	P
40212145	OHP Care Provider	Out of Home Placement	05/05/2021	\$14,178.90	P
40212146	OHP Care Provider	Out of Home Placement	05/05/2021	\$254.00	P
40212147	OHP Care Provider	Out of Home Placement	05/05/2021	\$460.00	P
40212148	OHP Care Provider	Out of Home Placement	05/05/2021	\$176.00	P
40212149	OHP Care Provider	Out of Home Placement	05/05/2021	\$460.00	P

Committee Report - County of Wood

HUMAN SERVICES - JUNE 2021

40211852 - 40212958

Voucher	Vendor Name	Nature of Claim	Doc Date	Amount	Paid
40212150	OHP Care Provider	Out of Home Placement	05/05/2021	\$262.13	P
40212151	OHP Care Provider	Out of Home Placement	05/05/2021	\$460.00	P
40212152	OHP Care Provider	Out of Home Placement	05/05/2021	\$302.00	P
40212153	OHP Care Provider	Out of Home Placement	05/05/2021	\$632.00	P
40212154	OHP Care Provider	Out of Home Placement	05/05/2021	\$302.00	P
40212155	OHP Care Provider	Out of Home Placement	05/05/2021	\$536.00	P
40212156	OHP Care Provider	Out of Home Placement	05/05/2021	\$420.00	P
40212157	OHP Care Provider	Out of Home Placement	05/05/2021	\$10,350.00	P
40212158	OHP Care Provider	Out of Home Placement	05/05/2021	\$162.12	P
40212159	OHP Care Provider	Out of Home Placement	05/05/2021	\$56.00	P
40212160	OHP Care Provider	Out of Home Placement	05/05/2021	\$420.00	P
40212161	OHP Care Provider	Out of Home Placement	05/05/2021	\$176.00	P
40212162	OHP Care Provider	Out of Home Placement	05/05/2021	\$460.00	P
40212163	OHP Care Provider	Out of Home Placement	05/05/2021	\$162.12	P
40212164	OHP Care Provider	Out of Home Placement	05/05/2021	\$254.00	P
40212165	OHP Care Provider	Out of Home Placement	05/05/2021	\$10,350.00	P
40212166	OHP Care Provider	Out of Home Placement	05/05/2021	\$420.00	P
40212167	OHP Care Provider	Out of Home Placement	05/05/2021	\$96.00	P
40212168	OHP Care Provider	Out of Home Placement	05/05/2021	\$420.00	P
40212169	OHP Care Provider	Out of Home Placement	05/05/2021	\$64.00	P
40212170	OHP Care Provider	Out of Home Placement	05/05/2021	\$60.00	P
40212171	OHP Care Provider	Out of Home Placement	05/05/2021	\$677.00	P
40212172	OHP Care Provider	Out of Home Placement	05/05/2021	\$701.00	P
40212173	OHP Care Provider	Out of Home Placement	05/05/2021	\$909.00	P
40212174	OHP Care Provider	Out of Home Placement	05/05/2021	\$522.00	P
40212175	OHP Care Provider	Out of Home Placement	05/05/2021	\$764.00	P
40212176	OHP Care Provider	Out of Home Placement	05/05/2021	\$364.00	P
40212177	OHP Care Provider	Out of Home Placement	05/05/2021	\$713.00	P
40212178	OHP Care Provider	Out of Home Placement	05/05/2021	\$254.00	P
40212179	OHP Care Provider	Out of Home Placement	05/05/2021	\$254.00	P
40212180	OHP Care Provider	Out of Home Placement	05/05/2021	\$420.00	P
40212181	OHP Care Provider	Out of Home Placement	05/05/2021	\$178.40	P
40212182	OHP Care Provider	Out of Home Placement	05/05/2021	\$72.00	P
40212183	OHP Care Provider	Out of Home Placement	05/05/2021	\$420.00	P
40212184	OHP Care Provider	Out of Home Placement	05/05/2021	\$104.00	P
40212185	OHP Care Provider	Out of Home Placement	05/05/2021	\$178.40	P
40212186	OHP Care Provider	Out of Home Placement	05/05/2021	\$100.00	P
40212187	OHP Care Provider	Out of Home Placement	05/05/2021	\$168.00	P
40212188	OHP Care Provider	Out of Home Placement	05/05/2021	\$420.00	P
40212189	OHP Care Provider	Out of Home Placement	05/05/2021	\$420.00	P
40212190	OHP Care Provider	Out of Home Placement	05/05/2021	\$16.00	P
40212191	OHP Care Provider	Out of Home Placement	05/05/2021	\$420.00	P
40212192	OHP Care Provider	Out of Home Placement	05/05/2021	\$436.00	P
40212193	OHP Care Provider	Out of Home Placement	05/05/2021	\$360.00	P

Committee Report - County of Wood

HUMAN SERVICES - JUNE 2021

40211852 - 40212958

Voucher	Vendor Name	Nature of Claim	Doc Date	Amount	Paid
40212194	OHP Care Provider	Out of Home Placement	05/05/2021	\$420.00	P
40212195	OHP Care Provider	Out of Home Placement	05/05/2021	\$728.00	P
40212196	OHP Care Provider	Out of Home Placement	05/05/2021	\$460.00	P
40212197	OHP Care Provider	Out of Home Placement	05/05/2021	\$254.00	P
40212198	OHP Care Provider	Out of Home Placement	05/05/2021	\$420.00	P
40212199	OHP Care Provider	Out of Home Placement	05/05/2021	\$200.00	P
40212200	OHP Care Provider	Out of Home Placement	05/05/2021	\$2,000.00	P
40212201	OHP Care Provider	Out of Home Placement	05/05/2021	\$254.00	P
40212202	OHP Care Provider	Out of Home Placement	05/05/2021	\$254.00	P
40212203	OHP Care Provider	Out of Home Placement	05/05/2021	\$100.00	P
40212204	OHP Care Provider	Out of Home Placement	05/05/2021	\$420.00	P
40212205	OHP Care Provider	Out of Home Placement	05/05/2021	\$156.80	P
40212206	OHP Care Provider	Out of Home Placement	05/05/2021	\$254.00	P
40212207	OHP Care Provider	Out of Home Placement	05/05/2021	\$254.00	P
40212208	OHP Care Provider	Out of Home Placement	05/05/2021	\$254.00	P
40212209	OHP Care Provider	Out of Home Placement	05/05/2021	\$40.00	P
40212210	OHP Care Provider	Out of Home Placement	05/05/2021	\$420.00	P
40212211	OHP Care Provider	Out of Home Placement	05/05/2021	\$3,581.70	P
40212212	OHP Care Provider	Out of Home Placement	05/05/2021	\$13,268.70	P
40212213	OHP Care Provider	Out of Home Placement	05/05/2021	\$604.00	P
40212214	OHP Care Provider	Out of Home Placement	05/05/2021	\$420.00	P
40212215	OHP Care Provider	Out of Home Placement	05/05/2021	\$40.00	P
40212216	OHP Care Provider	Out of Home Placement	05/05/2021	\$460.00	P
40212217	OHP Care Provider	Out of Home Placement	05/05/2021	\$100.00	P
40212218	OHP Care Provider	Out of Home Placement	05/05/2021	\$254.00	P
40212219	OHP Care Provider	Out of Home Placement	05/05/2021	\$29.87	P
40212220	OHP Care Provider	Out of Home Placement	05/05/2021	\$112.00	P
40212221	OHP Care Provider	Out of Home Placement	05/05/2021	\$312.00	P
40212222	OHP Care Provider	Out of Home Placement	05/05/2021	\$545.00	P
40212223	OHP Care Provider	Out of Home Placement	05/05/2021	\$26.67	P
40212224	OHP Care Provider	Out of Home Placement	05/05/2021	\$4.27	P
40212225	OHP Care Provider	Out of Home Placement	05/05/2021	\$112.00	P
40212226	OHP Care Provider	Out of Home Placement	05/05/2021	\$17.07	P
40212227	OHP Care Provider	Out of Home Placement	05/05/2021	\$26.67	P
40212228	OHP Care Provider	Out of Home Placement	05/05/2021	\$122.67	P
40212229	OHP Care Provider	Out of Home Placement	05/05/2021	\$160.00	P
40212230	OHP Care Provider	Out of Home Placement	05/05/2021	\$85.33	P
40212231	OHP Care Provider	Out of Home Placement	05/05/2021	\$122.67	P
40212232	OHP Care Provider	Out of Home Placement	05/05/2021	\$160.00	P
40212233	OHP Care Provider	Out of Home Placement	05/05/2021	\$100.00	P
40212234	OHP Care Provider	Out of Home Placement	05/05/2021	\$420.00	P
40212235	OHP Care Provider	Out of Home Placement	05/05/2021	\$100.00	P
40212236	OHP Care Provider	Out of Home Placement	05/05/2021	\$128.00	P
40212237	OHP Care Provider	Out of Home Placement	05/05/2021	\$420.00	P

HUMAN SERVICES - JUNE 2021

Voucher	Vendor Name	Nature of Claim	Doc Date	Amount	Paid
40212238	OHP Care Provider	Out of Home Placement	05/05/2021	\$100.00	P
40212239	OHP Care Provider	Out of Home Placement	05/05/2021	\$48.00	P
40212240	OHP Care Provider	Out of Home Placement	05/05/2021	\$420.00	P
40212241	OHP Care Provider	Out of Home Placement	05/05/2021	\$72.00	P
40212242	OHP Care Provider	Out of Home Placement	05/05/2021	\$460.00	P
40212243	OHP Care Provider	Out of Home Placement	05/05/2021	\$254.00	P
40212244	OHP Care Provider	Out of Home Placement	05/05/2021	\$254.00	P
40212245	OHP Care Provider	Out of Home Placement	05/05/2021	\$404.00	P
40212246	OHP Care Provider	Out of Home Placement	05/05/2021	\$136.00	P
40212247	OHP Care Provider	Out of Home Placement	05/05/2021	\$420.00	P
40212248	OHP Care Provider	Out of Home Placement	05/05/2021	\$131.86	P
40212249	OHP Care Provider	Out of Home Placement	05/05/2021	\$458.00	P
40212250	OHP Care Provider	Out of Home Placement	05/05/2021	\$460.00	P
40212251	OHP Care Provider	Out of Home Placement	05/05/2021	\$432.00	P
40212252	OHP Care Provider	Out of Home Placement	05/05/2021	\$100.00	P
40212253	OHP Care Provider	Out of Home Placement	05/05/2021	\$420.00	P
40212254	OHP Care Provider	Out of Home Placement	05/05/2021	\$392.00	P
40212255	OHP Care Provider	Out of Home Placement	05/05/2021	\$100.00	P
40212256	OHP Care Provider	Out of Home Placement	05/05/2021	\$360.00	P
40212257	OHP Care Provider	Out of Home Placement	05/05/2021	\$420.00	P
40212258	OHP Care Provider	Out of Home Placement	05/05/2021	\$200.00	P
40212259	OHP Care Provider	Out of Home Placement	05/05/2021	\$420.00	P
40212260	OHP Care Provider	Out of Home Placement	05/05/2021	\$272.00	P
40212261	OHP Care Provider	Out of Home Placement	05/05/2021	\$65.04	P
40212262	OHP Care Provider	Out of Home Placement	05/05/2021	\$460.00	P
40212263	OHP Care Provider	Out of Home Placement	05/05/2021	\$128.77	P
40212264	OHP Care Provider	Out of Home Placement	05/05/2021	\$128.00	P
40212265	OHP Care Provider	Out of Home Placement	05/05/2021	\$208.00	P
40212266	OHP Care Provider	Out of Home Placement	05/05/2021	\$545.00	P
40212267	OHP Care Provider	Out of Home Placement	05/05/2021	\$254.00	P
40212268	OHP Care Provider	Out of Home Placement	05/05/2021	\$254.00	P
40212269	OHP Care Provider	Out of Home Placement	05/05/2021	\$460.00	P
40212270	OHP Care Provider	Out of Home Placement	05/05/2021	\$328.00	P
40212271	OHP Care Provider	Out of Home Placement	05/05/2021	\$458.00	P
40212272	OHP Care Provider	Out of Home Placement	05/05/2021	\$502.00	P
40212273	OHP Care Provider	Out of Home Placement	05/05/2021	\$442.00	P
40212274	OHP Care Provider	Out of Home Placement	05/05/2021	\$254.00	P
40212275	OHP Care Provider	Out of Home Placement	05/05/2021	\$254.00	P
40212276	OHP Care Provider	Out of Home Placement	05/05/2021	\$254.00	P
40212277	OHP Care Provider	Out of Home Placement	05/05/2021	\$254.00	P
40212278	OHP Care Provider	Out of Home Placement	05/05/2021	\$254.00	P
40212279	OHP Care Provider	Out of Home Placement	05/05/2021	\$619.00	P
40212280	OHP Care Provider	Out of Home Placement	05/05/2021	\$448.00	P
40212281	OHP Care Provider	Out of Home Placement	05/05/2021	\$545.00	P

Committee Report - County of Wood

HUMAN SERVICES - JUNE 2021

40211852 - 40212958

Voucher	Vendor Name	Nature of Claim	Doc Date	Amount	Paid
40212282	OHP Care Provider	Out of Home Placement	05/05/2021	\$254.00	P
40212283	OHP Care Provider	Out of Home Placement	05/05/2021	\$336.00	P
40212284	OHP Care Provider	Out of Home Placement	05/05/2021	\$522.00	P
40212285	OHP Care Provider	Out of Home Placement	05/05/2021	\$676.00	P
40212286	OHP Care Provider	Out of Home Placement	05/05/2021	\$400.00	P
40212287	OHP Care Provider	Out of Home Placement	05/05/2021	\$254.00	P
40212288	OHP Care Provider	Out of Home Placement	05/05/2021	\$254.00	P
40212289	OHP Care Provider	Out of Home Placement	05/05/2021	\$254.00	P
40212290	OHP Care Provider	Out of Home Placement	05/05/2021	\$254.00	P
40212291	OHP Care Provider	Out of Home Placement	05/05/2021	\$254.00	P
40212292	OHP Care Provider	Out of Home Placement	05/05/2021	\$384.00	P
40212293	OHP Care Provider	Out of Home Placement	05/05/2021	\$384.00	P
40212294	OHP Care Provider	Out of Home Placement	05/05/2021	\$478.00	P
40212295	OHP Care Provider	Out of Home Placement	05/05/2021	\$420.00	P
40212296	OHP Care Provider	Out of Home Placement	05/05/2021	\$820.00	P
40212297	OHP Care Provider	Out of Home Placement	05/05/2021	\$520.00	P
40212298	OHP Care Provider	Out of Home Placement	05/05/2021	\$594.00	P
40212299	OHP Care Provider	Out of Home Placement	05/05/2021	\$520.00	P
40212300	OHP Care Provider	Out of Home Placement	05/05/2021	\$568.00	P
40212301	OHP Care Provider	Out of Home Placement	05/05/2021	\$568.00	P
40212302	OHP Care Provider	Out of Home Placement	05/05/2021	\$544.00	P
40212303	OHP Care Provider	Out of Home Placement	05/05/2021	\$254.00	P
40212304	OHP Care Provider	Out of Home Placement	05/05/2021	\$254.00	P
40212305	OHP Care Provider	Out of Home Placement	05/05/2021	\$254.00	P
40212306	OHP Care Provider	Out of Home Placement	05/05/2021	\$254.00	P
40212307	OHP Care Provider	Out of Home Placement	05/05/2021	\$254.00	P
40212308	OHP Care Provider	Out of Home Placement	05/05/2021	\$254.00	P
40212309	OHP Care Provider	Out of Home Placement	05/05/2021	\$254.00	P
40212310	OHP Care Provider	Out of Home Placement	05/05/2021	\$254.00	P
40212311	OHP Care Provider	Out of Home Placement	05/05/2021	\$254.00	P
40212312	OHP Care Provider	Out of Home Placement	05/05/2021	\$254.00	P
40212313	OHP Care Provider	Out of Home Placement	05/05/2021	\$254.00	P
40212314	OHP Care Provider	Out of Home Placement	05/05/2021	\$254.00	P
40212315	OHP Care Provider	Out of Home Placement	05/05/2021	\$254.00	P
40212316	OHP Care Provider	Out of Home Placement	05/05/2021	\$254.00	P
40212317	OHP Care Provider	Out of Home Placement	05/05/2021	(Voided)	P
40212318	OHP Care Provider	Out of Home Placement	05/05/2021	(Voided)	P
40212319	OHP Care Provider	Out of Home Placement	05/05/2021	\$254.00	P
40212320	OHP Care Provider	Out of Home Placement	05/05/2021	\$254.00	P
40212321	OHP Care Provider	Out of Home Placement	05/05/2021	\$226.00	P
40212322	OHP Care Provider	Out of Home Placement	05/05/2021	\$254.00	P
40212323	OHP Care Provider	Out of Home Placement	05/05/2021	\$254.00	P
40212324	OHP Care Provider	Out of Home Placement	05/05/2021	\$254.00	P
40212325	OHP Care Provider	Out of Home Placement	05/05/2021	\$254.00	P

HUMAN SERVICES - JUNE 2021

Voucher	Vendor Name	Nature of Claim	Doc Date	Amount	Paid
40212326	OHP Care Provider	Out of Home Placement	05/05/2021	\$254.00	P
40212327	OHP Care Provider	Out of Home Placement	05/05/2021	\$254.00	P
40212328	OHP Care Provider	Out of Home Placement	05/05/2021	\$254.00	P
40212329	OHP Care Provider	Out of Home Placement	05/05/2021	\$254.00	P
40212330	OHP Care Provider	Out of Home Placement	05/05/2021	\$254.00	P
40212331	OHP Care Provider	Out of Home Placement	05/05/2021	\$254.00	P
40212332	OHP Care Provider	Out of Home Placement	05/05/2021	\$254.00	P
40212333	OHP Care Provider	Out of Home Placement	05/05/2021	\$254.00	P
40212334	OHP Care Provider	Out of Home Placement	05/05/2021	\$254.00	P
40212335	YOUTH UNLIMITED INC	RESPIRE	04/30/2021	\$6,158.09	P
40212336	BAILEY ROGER	VOLUNTEER DRIVER REIMBURSEMENT	04/30/2021	\$140.00	P
40212337	BOYS & GIRLS CLUB OF WIS RAPIDS	STATE PASS THRU FUNDS	05/13/2021	\$50.00	P
40212338	BROWNELL MARY	VOLUNTEER DRIVER REIMBURSEMENT	04/30/2021	\$607.04	P
40212339	DEREZINSKI ROBERT	VOLUNTEER DRIVER REIMBURSEMENT	04/30/2021	\$734.16	P
40212340	DEX MEDIA	ADVERTISING	05/13/2021	\$19.86	P
40212341	DURKEE PEGGY	RESPIRE FOSTER CARE	04/30/2021	\$69.00	P
40212342	ENTERPRISE RENT-A-CAR	CW CAR RENTAL	04/30/2021	\$35.67	P
40212343	ENTERPRISE RENT-A-CAR	CW CAR RENTAL	04/30/2021	\$35.67	P
40212344	ENTERPRISE RENT-A-CAR	CW CAR RENTAL	04/30/2021	\$35.67	P
40212345	ENTERPRISE RENT-A-CAR	CW CAR RENTAL	04/30/2021	\$62.92	P
40212346	FANCHER TRICIA L	RESPIRE FOSTER CARE	04/30/2021	\$52.80	P
40212347	FOUNDATIONS HEALTH AND WHOLENESS INC	PLAN PLACE SUPERVISION	04/30/2021	\$2,391.30	P
40212348	FOUNDATIONS HEALTH AND WHOLENESS INC	PLACE PLACE SUPERVISION	04/30/2021	\$2,391.30	P
40212349	GLEN JEANETTE	VOLUNTEER DRIVER REIMBURSEMENT	04/30/2021	\$179.20	P
40212350	HEGE JEWEL R	RESPIRE FOSTER CARE	04/30/2021	\$138.00	P
40212351	JASKOLSKI REBECCA	SPECIALIZED TRANSPORATION	04/30/2021	\$92.40	P
40212352	JASKOLSKI REBECCA	SPECIALIZED TRANSPORATION	04/30/2021	\$92.40	P
40212353	LUTHERAN SOCIAL SERVICES	COKC-FOSTER HOME LICENSE	04/30/2021	\$813.75	P
40212354	HEGE JEWEL R	RESPIRE FOSTER CARE	04/30/2021	\$540.00	P
40212355	HEGE JEWEL R	RESPIRE FOSTER CARE	04/30/2021	\$450.00	P
40212356	KUENNEN JOAN	VOLUNTEER DRIVER REIMBURSEMENT	04/30/2021	\$369.03	P
40212357	MEISTER TARA	RESPIRE FOSTER CARE	04/30/2021	\$163.33	P
40212358	MERTES JOSIAH G	RESPIRE FOSTER CARE	04/30/2021	\$23.00	P
40212359	MERTES JOSIAH G	RESPIRE FOSTER CARE	04/30/2021	\$23.00	P
40212360	MERTES JOSIAH G	RESPIRE FOSTER CARE	04/30/2021	\$233.73	P
40212361	MERTES JOSIAH G	RESPIRE FOSTER CARE	04/30/2021	\$233.73	P
40212362	MID-STATE TRUCK SERVICE INC	BUS 248 MAINTENANCE	04/30/2021	\$56.16	P
40212363	MOTEL 6	FSET APPROVED HOUSING ASSIST	04/30/2021	\$950.04	P
40212364	MOTEL 6	FSET APPROVED HOUSING ASSIST	04/30/2021	\$950.10	P
40212365	STAFFWORKS GROUP	TEMP SERVICES	05/13/2021	\$657.00	P
40212366	OFFICE ALLY INC	CLEARINGHOUSE OUTPATIENT BILL	04/30/2021	\$175.00	P
40212367	EXPERIAN HEALTH INC	VERIFICATION OF CLIENT CHARGES	04/30/2021	\$147.93	P
40212368	RYO'S DRIVING SCHOOL LLC	FSET APPROVED DRIVERS ED	05/13/2021	\$300.00	P
40212369	COMMUNITY CARE RESOURCES	PLAN PLACE SUPERVISION	04/30/2021	\$2,422.80	P

Committee Report - County of Wood

HUMAN SERVICES - JUNE 2021

40211852 - 40212958

Voucher	Vendor Name	Nature of Claim	Doc Date	Amount	Paid
40212370	COMMUNITY CARE RESOURCES	PLAN PLACE SUPERVISION	04/30/2021	\$1,857.48	P
40212371	COMMUNITY CARE RESOURCES	PLAN PLACE SUPERVISION	04/30/2021	\$1,857.48	P
40212372	WEBER WENDY OR PAUL	RESPIRE FOSTER CARE	04/30/2021	\$23.00	P
40212373	STAPLES ADVANTAGE	FSET PROGRAM SUPPLIES	05/13/2021	\$50.59	P
40212374	STAPLES ADVANTAGE	OFFICE SUPPLIES	05/13/2021	\$349.45	P
40212375	STAPLES ADVANTAGE	OFFICE SUPPLIES	05/13/2021	\$111.30	P
40212376	TESSEN ROGER	VOLUNTEER DRIVER REIMBURSEMENT	04/30/2021	\$450.24	P
40212377	UW - MADISON	STAFF TRAININGS	04/30/2021	\$425.00	P
40212378	VALENSTEIN LAURA ANN	RESPIRE FOSTER CARE	04/30/2021	\$52.80	P
40212379	VALENSTEIN LAURA ANN	RESPIRE FOSTER CARE	04/30/2021	\$78.80	P
40212380	VALENSTEIN LAURA ANN	RESPIRE FOSTER CARE	04/30/2021	\$79.20	P
40212381	VALENSTEIN LAURA ANN	RESPIRE FOSTER CARE	04/30/2021	\$77.60	P
40212382	VALENSTEIN LAURA ANN	RESPIRE FOSTER CARE	04/30/2021	\$77.60	P
40212383	WEBER WENDY OR PAUL	RESPIRE FOSTER CARE	04/30/2021	\$46.00	P
40212384	AMERICAN AUTO BODY INC	FSET APPROVED AUTO REPAIR	05/13/2021	\$300.00	P
40212385	GMJ AUTOMOTIVE	FSET APPROVED AUTO REPAIR	05/13/2021	\$721.28	P
40212386	CLARITY CARE INC	RESIDENTIAL SERVICES	04/30/2021	\$3,638.16	P
40212387	INNOVATIVE WISCONSIN LLC	VOCATIONAL SERVICES	04/30/2021	\$4,352.00	P
40212388	WOODLAND ENHANCED HEALTH SERVICES COMMISSION	LONG TERM CARE / NH SERVICES	04/30/2021	\$750.00	P
40212389	[REDACTED]	IL APPROVED AUTO REPAIR	04/30/2021	\$355.83	P
40212390	KELLNER ALYSSA	IL APPROVED HOUSING ASSIST	05/13/2021	\$600.00	P
40212391	[REDACTED]	CLIENT REFUND OF TRIP	05/13/2021	\$35.00	P
40212392	[REDACTED]	FSET APPROVED AUTO REPAIR	05/13/2021	\$1,582.50	P
40212393	MENTORING ACTIVITY THERAPY SERVICES LLC	CCS CONTRACTED SERVICES	04/30/2021	\$5,673.50	P
40212394	LENTZ CHRYSAL	RESPIRE FOSTER CARE	04/30/2021	\$66.67	P
40212395	CRONK JESSICA	FOSTER HOME	04/30/2021	\$644.00	P
40212396	OHP Care Provider	Out of Home Placement	05/10/2021	\$40.97	P
40212397	OHP Care Provider	Out of Home Placement	05/10/2021	\$40.97	P
40212398	OHP Care Provider	Out of Home Placement	05/10/2021	\$106.52	P
40212399	OHP Care Provider	Out of Home Placement	05/10/2021	\$254.00	P
40212400	OHP Care Provider	Out of Home Placement	05/10/2021	\$254.00	P
40212401	OHP Care Provider	Out of Home Placement	05/10/2021	\$56.00	P
40212402	OHP Care Provider	Out of Home Placement	05/10/2021	\$46.93	P
40212403	NORWOOD HEALTH CENTER	TRIP PAYMENT NORWOOD	04/30/2021	\$214.22	P
40212404	REGISTRATION FEE TRUST	FSET APPROVED DL FEE	05/13/2021	\$35.00	P
40212405	REGISTRATION FEE TRUST	FSET APPROVED DL FEE	05/13/2021	\$35.00	P
40212406	REGISTRATION FEE TRUST	FSET APPROVED DL FEE	05/13/2021	\$35.00	P
40212407	REGISTRATION FEE TRUST	FSET APPROVED DL FEE	05/13/2021	\$34.00	P
40212408	REGISTRATION FEE TRUST	FSET APPROVED DL FEE	05/13/2021	\$35.00	P
40212409	ADVOCATE PSYCHOTHERAPY SERVICES LLC	CCS CONTRACTED SERVICES	04/30/2021	\$257.12	P
40212410	AMAZON CAPITAL SERVICES	OFFICE SUPPLIES	05/20/2021	\$273.66	P
40212411	AMAZON CAPITAL SERVICES	OFFICE SUPPLIES	05/20/2021	\$110.86	P
40212412	AMAZON CAPITAL SERVICES	CLTS WAIVER PROGRAM	05/20/2021	\$43.98	P

HUMAN SERVICES - JUNE 2021

Voucher	Vendor Name	Nature of Claim	Doc Date	Amount	Paid
40212413	AMAZON CAPITAL SERVICES	CLTS WAIVER PROGRAM	05/20/2021	\$55.83	P
40212414	AMAZON CAPITAL SERVICES	CLTS WAIVER PROGRAM	05/20/2021	\$24.99	P
40212415	AMAZON CAPITAL SERVICES	CLTS WAIVER PROGRAM	05/20/2021	\$230.28	P
40212416	AMAZON CAPITAL SERVICES	BIRTH TO THREE SOC EMO GRANT	05/20/2021	\$731.54	P
40212417	ARBOR PLACE INC	RESIDENTIAL SERVICES	04/30/2021	\$2,121.00	P
40212418	BROTOLOC HEALTH CARE SYSTEMS I	RESIDENTIAL SERVICES	04/30/2021	\$18,840.00	P
40212419	CENTRAL WI COUNSELING ASSOC LLC	CCS CONTRACTED SERVICES	04/30/2021	\$7,710.25	P
40212420	CHILDREN'S HOSPITAL OF WI COMMUNITY SERV	CCS CONTRACTED SERVICES	04/30/2021	\$494.72	P
40212421	CINTAS CORPORATION	CONTRACTED SERVICES	04/30/2021	\$227.16	P
40212422	CRABMAN'S DRIVER EDUCATION LLC	FSET APPROVED DRIVERS ED	05/20/2021	\$280.00	P
40212423	CRANBERRY WOODS WISCONSIN RAPIDS LLC	IL APPROVED HOUSING ASSIST	06/01/2021	\$840.00	P
40212424	CREATIVE COMMUNITY LIVING SERV	COMMUNITY SKILLS	04/30/2021	\$10,191.99	P
40212425	CW SOLUTIONS LLC	CONTRACTED SERVICES	04/30/2021	\$8,066.09	P
40212426	[REDACTED]	RESTITUTION	04/30/2021	\$83.00	P
40212427	ENTERPRISE RENT-A-CAR	YA CAR RENTAL	04/30/2021	\$33.92	P
40212428	FINK DANNY R	APR RENT ASSISTANCE	06/01/2021	\$125.00	P
40212429	GREENFIELD REHABILITATION AGENCY INC	PT OT SLP BIRTH TO THREE SVCS	04/30/2021	\$21,809.07	P
40212430	HILLTOP AFFILIATES INC	RESIDENTIAL SERVICES	04/30/2021	\$4,106.04	P
40212431	INTERLOCKING AUTISM THERAPY LLC	BIRTH TO THREE SOC EMO GRANT	04/30/2021	\$275.00	P
40212432	JOHNSTON JAMES	AODA LECTURE	04/30/2021	\$40.00	P
40212433	[REDACTED]	STATE PASS THRU FUNDS	04/30/2021	\$120.00	P
40212434	[REDACTED]	RESTITUTION	04/30/2021	\$150.00	P
40212435	LUTHERAN SOCIAL SERVICES	CCS CONTRACTED SERVICES	04/30/2021	\$600.97	P
40212436	MARATHON COUNTY TREASURER	SECURE DETENTION	04/30/2021	\$400.00	P
40212437	MEMORY LANE FARM INC	PLAN PLACE SUPERVISION	04/30/2021	\$306.30	P
40212438	MERTES JOSIAH G	FOSTER HOME SAFETY MEASURES	04/30/2021	\$125.55	P
40212439	MIDSTATE INDEPENDENT LIVING CHOICES	PEER SPECIALISTS AT CLUBHOUSE	04/30/2021	\$4,339.50	P
40212440	NELSON MICHAEL JAN	SUPERVISION	04/30/2021	\$600.00	P
40212441	STAFFWORKS GROUP	TEMP SERVICES	04/30/2021	\$657.00	P
40212442	STAFFWORKS GROUP	TEMP SERVICES	04/30/2021	\$657.00	P
40212443	STAFFWORKS GROUP	TEMP SERVICES	05/20/2021	\$657.00	P
40212444	STAFFWORKS GROUP	TEMP SERVICES	05/20/2021	\$657.00	P
40212445	OPPORTUNITY DEVELOPMENT CENTER	VOCATIONAL SERVICES	04/30/2021	\$20,687.28	P
40212446	PENN FOSTER INC	IL APPROVED TUITION	05/20/2021	\$1,000.00	P
40212447	REDWOOD TOXICOLOGY LABORATORY INC	DRUG TESTING	04/30/2021	\$66.58	P
40212448	RUNNING INC	FSET APPROVED TAXI RIDES	05/20/2021	\$900.00	P
40212449	[REDACTED]	ADOPTION SUBSIDY OVERPAYMENT	05/20/2021	\$1,350.00	P
40212450	SATELLITE TRACKING OF PEOPLE LLC	ELECTRONIC MONITORING FEES	04/30/2021	\$133.00	P
40212451	OTTUM COLLENE OR MICHAEL	RESPIRE FOSTER CARE	04/30/2021	\$100.80	P
40212452	NORTHWEST PASSAGE	ASSESSMENT/BEHAVIOR STABILIZE	04/30/2021	\$780.00	P
40212453	COMMUNITY CARE PROGRAMS INC	YA OFFENDER TREATMENT	04/30/2021	\$1,917.00	P
40212454	SOUTH WOOD COUNTY YMCA	STATE PASS THRU FUNDS	05/20/2021	\$83.00	P
40212455	STAPLES ADVANTAGE	OFFICE SUPPLIES	05/20/2021	\$208.09	P
40212456	STAPLES ADVANTAGE	OFFICE SUPPLIES	05/20/2021	\$31.68	P

Committee Report - County of Wood

HUMAN SERVICES - JUNE 2021

40211852 - 40212958

Voucher	Vendor Name	Nature of Claim	Doc Date	Amount	Paid
40212457	TEAM MATTHEWS	FSET APPROVED AUTO REPAIR	05/20/2021	\$1,702.09	P
40212458	THERAPY WITHOUT WALLS	CCS CONTRACTED SERVICES	04/30/2021	\$17,497.02	P
40212459	TREMPEALEAU CO HEALTH CARE	RESIDENTIAL/IMD SERVICES	04/30/2021	\$7,493.22	P
40212460	V & H AUTOMOTIVE	BUS 242 REPAIRS	05/20/2021	\$1,419.35	P
40212461	WISCONSIN COUNTIES ASSOCIATION	2021 WCA ANNUAL CONFERENCE	05/20/2021	\$175.00	P
40212462	WOODFIELDPEN MARSHFIELD LLC	IL APPROVED HOUSING ASSIST	05/20/2021	\$600.00	P
40212463	YOUTH UNLIMITED INC	INTENSIVE IN HOME SERVICES	04/30/2021	\$1,967.77	P
40212464	YOUTH UNLIMITED INC	RESIDENTIAL PLACEMENT	04/30/2021	\$6,175.00	P
40212465	BOON ERICK	RESPIRE FOSTER CARE	04/30/2021	\$69.00	P
40212466	MERTES JOSIAH G	RESPIRE FOSTER CARE	04/30/2021	\$26.40	P
40212467	MERTES JOSIAH G	RESPIRE FOSTER CARE	04/30/2021	\$25.87	P
40212468		IL APPROVED HOUSING ASSIST	05/20/2021	\$425.00	P
40212470	OHP Care Provider	Out of Home Placement	05/17/2021	\$45.36	P
40212471	OHP Care Provider	Out of Home Placement	05/17/2021	\$254.00	P
40212472	OHP Care Provider	Out of Home Placement	05/17/2021	\$254.00	P
40212473	OHP Care Provider	Out of Home Placement	05/17/2021	\$254.00	P
40212474	OHP Care Provider	Out of Home Placement	05/17/2021	\$60.00	P
40212475	OHP Care Provider	Out of Home Placement	05/17/2021	\$72.00	P
40212476	OHP Care Provider	Out of Home Placement	05/17/2021	\$60.00	P
40212477	OHP Care Provider	Out of Home Placement	05/17/2021	\$134.40	P
40212478	OHP Care Provider	Out of Home Placement	05/17/2021	\$76.67	P
40212479	OHP Care Provider	Out of Home Placement	05/17/2021	\$156.40	P
40212480	OHP Care Provider	Out of Home Placement	05/17/2021	\$76.67	P
40212481	OHP Care Provider	Out of Home Placement	05/17/2021	\$260.67	P
40212482	OHP Care Provider	Out of Home Placement	05/17/2021	\$935.73	P
40212483	OHP Care Provider	Out of Home Placement	05/17/2021	\$193.60	P
40212484	HILLERS KJERSTEN	CW CAR RENTAL GAS	04/30/2021	\$37.25	P
40212485	REGISTRATION FEE TRUST	FSET APPROVED DL FEE	05/20/2021	\$35.00	P
40212486	REGISTRATION FEE TRUST	FSET APPROVED DL FEE	05/20/2021	\$99.00	P
40212487	REGISTRATION FEE TRUST	FSET APPROVED DL FEE	05/20/2021	\$43.00	P
40212488	TRANSPORTATION EQUIPMENT SALES CORP	NEW BUS DOWN PAYMENT	05/20/2021	\$6,533.00	P
40212489	WOOD COUNTY REGISTER OF DEEDS	BIRTH CERTIFICATE REQUEST	05/20/2021	\$20.00	P
40212490	WOOD COUNTY REGISTER OF DEEDS	BIRTH CERTIFICATE REQUEST	05/20/2021	\$23.00	P
40212491	WOOD COUNTY REGISTER OF DEEDS	BIRTH CERTIFICATE REQUEST	05/20/2021	\$23.00	P
40212492	WOOD COUNTY REGISTER OF DEEDS	BIRTH CERTIFICATE REQUEST	05/20/2021	\$20.00	P
40212493	103 ELM STREET LLC	DC STEINLE PLAZA RENT	06/01/2021	\$9,146.67	P
40212494	AMAZON CAPITAL SERVICES	CLTS WAIVER PROGRAM	05/27/2021	\$127.85	P
40212495	AMAZON CAPITAL SERVICES	CLTS WAIVER PROGRAM	05/27/2021	\$137.96	P
40212496	AMAZON CAPITAL SERVICES	CLTS WAIVER PROGRAM	05/27/2021	\$131.43	P
40212497	AMAZON CAPITAL SERVICES	PROGRAM SUPPLIES	05/27/2021	\$10.99	P
40212498	AMAZON CAPITAL SERVICES	CLTS WAIVER PROGRAM	05/27/2021	\$62.52	P
40212499	AMAZON CAPITAL SERVICES	CLTS WAIVER PROGRAM	05/27/2021	\$74.99	P
40212500	AMAZON CAPITAL SERVICES	CLTS WAIVER PROGRAM	05/27/2021	\$35.99	P
40212501	AMAZON CAPITAL SERVICES	STATE PASS THRU FUNDS	05/27/2021	\$936.54	P

HUMAN SERVICES - JUNE 2021

Voucher	Vendor Name	Nature of Claim	Doc Date	Amount	Paid
40212502	BURDETT MARY P	RESPIRE FOSTER CARE	05/27/2021	\$230.00	P
40212503	CESA 10	BIRTH TO THREE OT SERVICES	05/27/2021	\$217.25	P
40212504	CORDANT HEALTH SOLUTIONS	CONTRACTED YOUTH UA SERVICES	05/27/2021	\$515.95	P
40212505	ENTERPRISE RENT-A-CAR	CW CAR RENTAL	05/27/2021	\$125.84	P
40212506	ENTERPRISE RENT-A-CAR	CW CAR RENTAL	05/27/2021	\$35.67	P
40212507	ENTERPRISE RENT-A-CAR	CW CAR RENTAL	05/27/2021	\$42.45	P
40212508	ENTERPRISE RENT-A-CAR	CW CAR RENTAL	05/27/2021	\$35.67	P
40212509	KELLNER ALYSSA	IL APPROVED HOUSING ASSIST	06/01/2021	\$600.00	P
40212510	RUNNING INC	FSET APPROVED TAXI RIDES	05/27/2021	\$855.00	P
40212511	AMAZON CAPITAL SERVICES	OFFICE SUPPLIES	05/27/2021	\$19.98	P
40212512	FRONTIER COMMUNICATIONS	TELEPHONE EXP - CORNERSTON	05/27/2021	\$165.19	P
40212513	MARSHFIELD AREA YMCA	STATE PASS THRU FUNDS	06/01/2021	\$2,075.00	P
40212514	MIDSTATE INDEPENDENT LIVING CHOICES	PEER SPECIALISTS AT CLUBHOUSE	05/27/2021	\$3,756.50	P
40212515	STAFFWORKS GROUP	TEMP SERVICES	05/27/2021	\$525.60	P
40212516		STATE PASS THRU FUNDS	05/27/2021	\$184.61	P
40212517	STAPLES ADVANTAGE	OFFICE SUPPLIES	05/27/2021	\$272.59	P
40212518	STAPLES ADVANTAGE	OFFICE SUPPLIES	05/27/2021	\$9.14	P
40212519	STAPLES ADVANTAGE	OFFICE SUPPLIES	05/27/2021	\$49.68	P
40212520	TIMBERWOLF SUITES	IL APPROVED HOUSING ASSIST	06/01/2021	\$858.00	P
40212521	TIMBERWOLF SUITES	IL APPROVED HOUSIGN ASSIST	06/01/2021	\$858.00	P
40212522	ANDERSON DONNA J	BIRTH TO THREE TRAINING	05/27/2021	\$625.00	P
40212523		RESTITUTION	05/27/2021	\$360.00	P
40212524	WI DEPT OF JUSTICE	BACKGROUND CHECKS	05/27/2021	\$451.25	P
40212525	OHP Care Provider	Out of Home Placement	05/24/2021	\$414.40	P
40212526	OHP Care Provider	Out of Home Placement	05/24/2021	\$201.60	P
40212527	MEMORY LANE FARM INC	PLAN PLACE SUPERVISION	05/27/2021	\$183.78	P
40212528	BAUER GRACE A	FOSTER PARENT EXPENSE	05/27/2021	\$10.00	P
40212529	REGISTRATION FEE TRUST	FSET APPROVED DL FEE	05/27/2021	\$35.00	P
40212530	WOOD COUNTY REGISTER OF DEEDS	BIRTH CERTIFICATE REQUEST	05/27/2021	\$20.00	P
40212531	US BANK	PCARD CHARGES	05/27/2021	\$4,115.34	P
40212532	AMAZON CAPITAL SERVICES	CLTS WAIVER PROGRAM	05/31/2021	\$120.98	P
40212533	AMAZON CAPITAL SERVICES	CLTS WAIVER PROGRAM	05/31/2021	\$29.98	P
40212534	CRABMAN'S DRIVER EDUCATION LLC	FSET APPROVED DRIVERS ED	05/31/2021	\$140.00	P
40212535	ENTERPRISE RENT-A-CAR	CW CAR RENTAL	05/31/2021	\$35.67	P
40212536	ENTERPRISE RENT-A-CAR	CW CAR RENTAL	05/31/2021	\$35.67	P
40212537	INTERLOCKING AUTISM THERAPY LLC	B23 SOCIAL EMO GRANT	05/31/2021	\$550.00	P
40212538	LADICK GARY	FSET APPROVED HOUSING ASSIST	05/31/2021	\$500.00	P
40212539	LC CARPENTRY	PLAN PLACE SUPERVISION	05/31/2021	\$585.00	P
40212540	SOLARUS	BRIDGEWAY PHONE EXPENSE	06/03/2021	\$89.41	P
40212541	AMAZON CAPITAL SERVICES	CLTS WAIVER PROGRAM	05/31/2021	\$18.90	P
40212542	ISLAND ZAC LLC	FSET APPROVED HOUSING ASSIST	05/31/2021	\$475.00	P
40212543	JACOBY BRANDON	TSSF CONSUMER HOUSING ASSIST	05/31/2021	\$525.00	P
40212544	LIFE ON THE ROAD LLC	FSET APPROVED DRIVERS ED	06/03/2021	\$400.00	P
40212545	MIDSTATE INDEPENDENT LIVING CHOICES	PEER SPECIALISTS AT CLUBHOUSE	05/31/2021	\$3,723.50	P

Committee Report - County of Wood

HUMAN SERVICES - JUNE 2021

40211852 - 40212958

Voucher	Vendor Name	Nature of Claim	Doc Date	Amount	Paid
40212546	STAFFWORKS GROUP	TEMP SERVICES	05/31/2021	\$657.00	P
40212547	[REDACTED]	FSET APPROVED REIMBURSEMENT	05/31/2021	\$126.58	P
40212548	RUNNING INC	FSET APPROVED TAXI RIDES	05/31/2021	\$300.00	P
40212549	SCHULTZ PROPERTY MANAGEMENT	IL APPROVED HOUSING ASSIST	06/03/2021	\$600.00	P
40212550	STAPLES ADVANTAGE	OFFICE SUPPLIES	05/31/2021	\$28.15	P
40212551	VOIANCE LANGUAGE SERVICES LLC	TRANSLATION SERVICES	05/31/2021	\$639.91	P
40212552	[REDACTED]	FSET APPROVED REIMBURSEMENT	05/31/2021	\$140.32	P
40212553	AMAZON CAPITAL SERVICES	CLTS WAIVER PROGRAM	05/31/2021	\$43.40	P
40212554	AMAZON CAPITAL SERVICES	CLTS WAIVER PROGRAM	05/31/2021	\$22.49	P
40212555	ASCENSION BEHAVIORAL HEALTH	RESIDENTIAL SERVICES	05/31/2021	\$585.00	P
40212556	BUSS KAYLA	PLAN PLACE SUPERVISE	05/31/2021	\$116.00	P
40212557	DEPT OF EMER SERVICES & PUBLIC PROTECTION	BACKGROUND CHECK	05/31/2021	\$36.00	P
40212558	FOREST COUNTY POTAWATOMI	FSET APPROVED GAS CARDS	05/31/2021	\$4,000.00	P
40212559	HUBING CASEY TROY	YA INTENSIVE SUPERVISION	05/31/2021	\$8.44	P
40212560	HUBING CASEY TROY	YA INTENSIVE SUPERVISION	05/31/2021	\$8.44	P
40212561	HUBING CASEY TROY	YA INTENSIVE SUPERVISION	05/31/2021	\$8.44	P
40212562	HUBING CASEY TROY	YA INTENSIVE SUPERVISION	05/31/2021	\$8.50	P
40212563	HUBING CASEY TROY	YA INTENSIVE SUPERVISION	05/31/2021	\$15.00	P
40212564	NHSP-CRIMINAL RECORDS	BACKGROUND CHECK	05/31/2021	\$25.00	P
40212565	REGISTRATION FEE TRUST	FSET APPROVED DL FEE	05/31/2021	\$43.00	P
40212566	REGISTRATION FEE TRUST	FSET APPROVED DL FEE	05/31/2021	\$34.00	P
40212567	REGISTRATION FEE TRUST	FSET APPROVED DL FEE	05/31/2021	\$58.00	P
40212568	REGISTRATION FEE TRUST	FSET APPROVED DL FEE	05/31/2021	\$35.00	P
40212569	REGISTRATION FEE TRUST	FSET APPROVED DL FEE	05/31/2021	\$60.00	P
40212570	TRANSPORTATION EQUIPMENT SALES CORP	BUS PURCHASE	06/03/2021	\$58,801.00	P
40212571	BRAGG KELLY	CLIENT/PARENT MEAL	05/31/2021	\$18.19	P
40212572	[REDACTED]	IL APPROVED REIMBURSEMENT	06/03/2021	\$630.00	P
40212573	WOOD COUNTY REGISTER OF DEEDS	BIRTH CERTIFICATE REQUEST	05/31/2021	\$20.00	P
40212574	OHP Care Provider	Out of Home Placement	06/03/2021	\$61.83	P
40212575	OHP Care Provider	Out of Home Placement	06/03/2021	\$100.31	P
40212576	OHP Care Provider	Out of Home Placement	06/03/2021	\$139.29	P
40212577	OHP Care Provider	Out of Home Placement	06/03/2021	\$254.00	P
40212578	OHP Care Provider	Out of Home Placement	06/03/2021	\$254.00	P
40212579	OHP Care Provider	Out of Home Placement	06/03/2021	\$254.00	P
40212580	OHP Care Provider	Out of Home Placement	06/03/2021	\$254.00	P
40212581	OHP Care Provider	Out of Home Placement	06/03/2021	\$254.00	P
40212582	OHP Care Provider	Out of Home Placement	06/03/2021	\$153.33	P
40212583	OHP Care Provider	Out of Home Placement	06/03/2021	\$460.00	P
40212584	OHP Care Provider	Out of Home Placement	06/03/2021	\$153.33	P
40212585	OHP Care Provider	Out of Home Placement	06/03/2021	\$460.00	P
40212586	OHP Care Provider	Out of Home Placement	06/03/2021	\$203.23	P
40212587	OHP Care Provider	Out of Home Placement	06/03/2021	\$203.23	P
40212588	OHP Care Provider	Out of Home Placement	06/03/2021	\$149.03	P
40212589	OHP Care Provider	Out of Home Placement	06/03/2021	\$149.03	P

HUMAN SERVICES - JUNE 2021

Voucher	Vendor Name	Nature of Claim	Doc Date	Amount	Paid
40212590	OHP Care Provider	Out of Home Placement	06/03/2021	\$163.23	P
40212591	OHP Care Provider	Out of Home Placement	06/03/2021	\$6,103.44	P
40212592	OHP Care Provider	Out of Home Placement	06/03/2021	\$370.97	P
40212593	OHP Care Provider	Out of Home Placement	06/03/2021	\$13.55	P
40212594	OHP Care Provider	Out of Home Placement	06/03/2021	\$14.84	P
40212595	OHP Care Provider	Out of Home Placement	06/03/2021	\$14.84	P
40212596	OHP Care Provider	Out of Home Placement	06/03/2021	\$14.84	P
40212597	OHP Care Provider	Out of Home Placement	06/03/2021	\$254.00	P
40212598	OHP Care Provider	Out of Home Placement	06/03/2021	\$254.00	P
40212599	OHP Care Provider	Out of Home Placement	06/03/2021	\$93.55	P
40212600	OHP Care Provider	Out of Home Placement	06/03/2021	\$430.32	P
40212601	OHP Care Provider	Out of Home Placement	06/03/2021	\$202.06	P
40212602	OHP Care Provider	Out of Home Placement	06/03/2021	\$217.03	P
40212603	OHP Care Provider	Out of Home Placement	06/03/2021	\$93.55	P
40212604	OHP Care Provider	Out of Home Placement	06/03/2021	\$430.32	P
40212605	OHP Care Provider	Out of Home Placement	06/03/2021	\$254.00	P
40212606	OHP Care Provider	Out of Home Placement	06/03/2021	\$254.00	P
40212607	OHP Care Provider	Out of Home Placement	06/03/2021	\$568.13	P
40212608	OHP Care Provider	Out of Home Placement	06/03/2021	\$276.39	P
40212609	OHP Care Provider	Out of Home Placement	06/03/2021	\$252.26	P
40212610	OHP Care Provider	Out of Home Placement	06/03/2021	\$254.00	P
40212611	OHP Care Provider	Out of Home Placement	06/03/2021	\$100.00	P
40212612	OHP Care Provider	Out of Home Placement	06/03/2021	\$120.00	P
40212613	OHP Care Provider	Out of Home Placement	06/03/2021	\$460.00	P
40212614	OHP Care Provider	Out of Home Placement	06/03/2021	\$545.00	P
40212615	OHP Care Provider	Out of Home Placement	06/03/2021	\$224.00	P
40212616	OHP Care Provider	Out of Home Placement	06/03/2021	\$100.00	P
40212617	OHP Care Provider	Out of Home Placement	06/03/2021	\$10,047.41	P
40212618	OHP Care Provider	Out of Home Placement	06/03/2021	\$64.52	P
40212619	OHP Care Provider	Out of Home Placement	06/03/2021	\$270.97	P
40212620	OHP Care Provider	Out of Home Placement	06/03/2021	\$131.61	P
40212621	OHP Care Provider	Out of Home Placement	06/03/2021	\$270.97	P
40212622	OHP Care Provider	Out of Home Placement	06/03/2021	\$64.52	P
40212623	OHP Care Provider	Out of Home Placement	06/03/2021	\$219.35	P
40212624	OHP Care Provider	Out of Home Placement	06/03/2021	\$624.00	P
40212625	OHP Care Provider	Out of Home Placement	06/03/2021	\$420.00	P
40212626	OHP Care Provider	Out of Home Placement	06/03/2021	\$64.00	P
40212627	OHP Care Provider	Out of Home Placement	06/03/2021	\$460.00	P
40212628	OHP Care Provider	Out of Home Placement	06/03/2021	\$1,276.00	P
40212629	OHP Care Provider	Out of Home Placement	06/03/2021	\$264.00	P
40212630	OHP Care Provider	Out of Home Placement	06/03/2021	\$6.45	P
40212631	OHP Care Provider	Out of Home Placement	06/03/2021	\$29.68	P
40212632	OHP Care Provider	Out of Home Placement	06/03/2021	\$13.94	P
40212633	OHP Care Provider	Out of Home Placement	06/03/2021	\$6.45	P

Committee Report - County of Wood

HUMAN SERVICES - JUNE 2021

40211852 - 40212958

Voucher	Vendor Name	Nature of Claim	Doc Date	Amount	Paid
40212634	OHP Care Provider	Out of Home Placement	06/03/2021	\$14.97	P
40212635	OHP Care Provider	Out of Home Placement	06/03/2021	\$29.68	P
40212636	OHP Care Provider	Out of Home Placement	06/03/2021	\$254.00	P
40212637	OHP Care Provider	Out of Home Placement	06/03/2021	\$254.00	P
40212638	OHP Care Provider	Out of Home Placement	06/03/2021	\$254.00	P
40212639	OHP Care Provider	Out of Home Placement	06/03/2021	\$254.00	P
40212640	OHP Care Provider	Out of Home Placement	06/03/2021	\$791.00	P
40212641	OHP Care Provider	Out of Home Placement	06/03/2021	\$176.00	P
40212642	OHP Care Provider	Out of Home Placement	06/03/2021	\$545.00	P
40212643	OHP Care Provider	Out of Home Placement	06/03/2021	\$254.00	P
40212644	OHP Care Provider	Out of Home Placement	06/03/2021	\$254.00	P
40212645	OHP Care Provider	Out of Home Placement	06/03/2021	\$48.00	P
40212646	OHP Care Provider	Out of Home Placement	06/03/2021	\$420.00	P
40212647	OHP Care Provider	Out of Home Placement	06/03/2021	\$545.00	P
40212648	OHP Care Provider	Out of Home Placement	06/03/2021	\$296.00	P
40212649	OHP Care Provider	Out of Home Placement	06/03/2021	\$100.00	P
40212650	OHP Care Provider	Out of Home Placement	06/03/2021	\$96.00	P
40212651	OHP Care Provider	Out of Home Placement	06/03/2021	\$460.00	P
40212652	OHP Care Provider	Out of Home Placement	06/03/2021	\$420.00	P
40212653	OHP Care Provider	Out of Home Placement	06/03/2021	\$32.00	P
40212654	OHP Care Provider	Out of Home Placement	06/03/2021	\$100.00	P
40212655	OHP Care Provider	Out of Home Placement	06/03/2021	\$100.00	P
40212656	OHP Care Provider	Out of Home Placement	06/03/2021	\$522.00	P
40212657	OHP Care Provider	Out of Home Placement	06/03/2021	\$420.00	P
40212658	OHP Care Provider	Out of Home Placement	06/03/2021	\$100.00	P
40212659	OHP Care Provider	Out of Home Placement	06/03/2021	\$100.00	P
40212660	OHP Care Provider	Out of Home Placement	06/03/2021	\$460.00	P
40212661	OHP Care Provider	Out of Home Placement	06/03/2021	\$128.00	P
40212662	OHP Care Provider	Out of Home Placement	06/03/2021	\$460.00	P
40212663	OHP Care Provider	Out of Home Placement	06/03/2021	\$254.00	P
40212664	OHP Care Provider	Out of Home Placement	06/03/2021	\$270.97	P
40212665	OHP Care Provider	Out of Home Placement	06/03/2021	\$51.61	P
40212666	OHP Care Provider	Out of Home Placement	06/03/2021	\$16.00	P
40212667	OHP Care Provider	Out of Home Placement	06/03/2021	\$420.00	P
40212668	OHP Care Provider	Out of Home Placement	06/03/2021	\$128.00	P
40212669	OHP Care Provider	Out of Home Placement	06/03/2021	\$420.00	P
40212670	OHP Care Provider	Out of Home Placement	06/03/2021	\$254.00	P
40212671	OHP Care Provider	Out of Home Placement	06/03/2021	\$522.00	P
40212672	OHP Care Provider	Out of Home Placement	06/03/2021	\$96.00	P
40212673	OHP Care Provider	Out of Home Placement	06/03/2021	\$254.00	P
40212674	OHP Care Provider	Out of Home Placement	06/03/2021	\$254.00	P
40212675	OHP Care Provider	Out of Home Placement	06/03/2021	\$100.00	P
40212676	OHP Care Provider	Out of Home Placement	06/03/2021	\$80.00	P
40212677	OHP Care Provider	Out of Home Placement	06/03/2021	\$460.00	P

HUMAN SERVICES - JUNE 2021

Voucher	Vendor Name	Nature of Claim	Doc Date	Amount	Paid
40212678	OHP Care Provider	Out of Home Placement	06/03/2021	\$460.00	P
40212679	OHP Care Provider	Out of Home Placement	06/03/2021	\$100.00	P
40212680	OHP Care Provider	Out of Home Placement	06/03/2021	\$208.00	P
40212681	OHP Care Provider	Out of Home Placement	06/03/2021	\$135.48	P
40212682	OHP Care Provider	Out of Home Placement	06/03/2021	\$7.74	P
40212683	OHP Care Provider	Out of Home Placement	06/03/2021	\$52.30	P
40212684	OHP Care Provider	Out of Home Placement	06/03/2021	\$877.00	P
40212685	OHP Care Provider	Out of Home Placement	06/03/2021	\$254.00	P
40212686	OHP Care Provider	Out of Home Placement	06/03/2021	\$100.00	P
40212687	OHP Care Provider	Out of Home Placement	06/03/2021	\$420.00	P
40212688	OHP Care Provider	Out of Home Placement	06/03/2021	\$16.00	P
40212689	OHP Care Provider	Out of Home Placement	06/03/2021	\$100.00	P
40212690	OHP Care Provider	Out of Home Placement	06/03/2021	\$56.00	P
40212691	OHP Care Provider	Out of Home Placement	06/03/2021	\$460.00	P
40212692	OHP Care Provider	Out of Home Placement	06/03/2021	\$254.00	P
40212693	OHP Care Provider	Out of Home Placement	06/03/2021	\$254.00	P
40212694	OHP Care Provider	Out of Home Placement	06/03/2021	\$254.00	P
40212695	OHP Care Provider	Out of Home Placement	06/03/2021	\$254.00	P
40212696	OHP Care Provider	Out of Home Placement	06/03/2021	\$420.00	P
40212697	OHP Care Provider	Out of Home Placement	06/03/2021	\$32.00	P
40212698	OHP Care Provider	Out of Home Placement	06/03/2021	\$194.74	P
40212699	OHP Care Provider	Out of Home Placement	06/03/2021	\$224.00	P
40212700	OHP Care Provider	Out of Home Placement	06/03/2021	\$294.74	P
40212701	OHP Care Provider	Out of Home Placement	06/03/2021	\$460.00	P
40212702	OHP Care Provider	Out of Home Placement	06/03/2021	\$64.00	P
40212703	OHP Care Provider	Out of Home Placement	06/03/2021	\$420.00	P
40212704	OHP Care Provider	Out of Home Placement	06/03/2021	\$254.00	P
40212705	OHP Care Provider	Out of Home Placement	06/03/2021	\$254.00	P
40212706	OHP Care Provider	Out of Home Placement	06/03/2021	\$420.00	P
40212707	OHP Care Provider	Out of Home Placement	06/03/2021	\$16.00	P
40212708	OHP Care Provider	Out of Home Placement	06/03/2021	\$254.00	P
40212709	OHP Care Provider	Out of Home Placement	06/03/2021	\$254.00	P
40212710	OHP Care Provider	Out of Home Placement	06/03/2021	\$254.00	P
40212711	OHP Care Provider	Out of Home Placement	06/03/2021	\$104.00	P
40212712	OHP Care Provider	Out of Home Placement	06/03/2021	\$420.00	P
40212713	OHP Care Provider	Out of Home Placement	06/03/2021	\$13,710.99	P
40212714	OHP Care Provider	Out of Home Placement	06/03/2021	\$545.00	P
40212715	OHP Care Provider	Out of Home Placement	06/03/2021	\$32.00	P
40212716	OHP Care Provider	Out of Home Placement	06/03/2021	\$14,651.53	P
40212717	OHP Care Provider	Out of Home Placement	06/03/2021	\$460.00	P
40212718	OHP Care Provider	Out of Home Placement	06/03/2021	\$176.00	P
40212719	OHP Care Provider	Out of Home Placement	06/03/2021	\$312.00	P
40212720	OHP Care Provider	Out of Home Placement	06/03/2021	\$460.00	P
40212721	OHP Care Provider	Out of Home Placement	06/03/2021	\$185.10	P

Committee Report - County of Wood

HUMAN SERVICES - JUNE 2021

40211852 - 40212958

Voucher	Vendor Name	Nature of Claim	Doc Date	Amount	Paid
40212722	OHP Care Provider	Out of Home Placement	06/03/2021	\$387.35	P
40212723	OHP Care Provider	Out of Home Placement	06/03/2021	\$281.94	P
40212724	OHP Care Provider	Out of Home Placement	06/03/2021	\$328.52	P
40212725	OHP Care Provider	Out of Home Placement	06/03/2021	\$257.42	P
40212726	OHP Care Provider	Out of Home Placement	06/03/2021	\$185.10	P
40212727	OHP Care Provider	Out of Home Placement	06/03/2021	\$10,695.00	P
40212728	OHP Care Provider	Out of Home Placement	06/03/2021	\$52.30	P
40212729	OHP Care Provider	Out of Home Placement	06/03/2021	\$18.06	P
40212730	OHP Care Provider	Out of Home Placement	06/03/2021	\$135.48	P
40212731	OHP Care Provider	Out of Home Placement	06/03/2021	\$52.30	P
40212732	OHP Care Provider	Out of Home Placement	06/03/2021	\$56.77	P
40212733	OHP Care Provider	Out of Home Placement	06/03/2021	\$148.39	P
40212734	OHP Care Provider	Out of Home Placement	06/03/2021	\$254.00	P
40212735	OHP Care Provider	Out of Home Placement	06/03/2021	\$10,695.00	P
40212736	OHP Care Provider	Out of Home Placement	06/03/2021	\$420.00	P
40212737	OHP Care Provider	Out of Home Placement	06/03/2021	\$96.00	P
40212738	OHP Care Provider	Out of Home Placement	06/03/2021	\$64.00	P
40212739	OHP Care Provider	Out of Home Placement	06/03/2021	\$60.00	P
40212740	OHP Care Provider	Out of Home Placement	06/03/2021	\$420.00	P
40212741	OHP Care Provider	Out of Home Placement	06/03/2021	\$677.00	P
40212742	OHP Care Provider	Out of Home Placement	06/03/2021	\$701.00	P
40212743	OHP Care Provider	Out of Home Placement	06/03/2021	\$123.87	P
40212744	OHP Care Provider	Out of Home Placement	06/03/2021	\$732.87	P
40212745	OHP Care Provider	Out of Home Placement	06/03/2021	\$52.26	P
40212746	OHP Care Provider	Out of Home Placement	06/03/2021	\$522.00	P
40212747	OHP Care Provider	Out of Home Placement	06/03/2021	\$364.00	P
40212748	OHP Care Provider	Out of Home Placement	06/03/2021	\$764.00	P
40212749	OHP Care Provider	Out of Home Placement	06/03/2021	\$713.00	P
40212750	OHP Care Provider	Out of Home Placement	06/03/2021	\$254.00	P
40212751	OHP Care Provider	Out of Home Placement	06/03/2021	\$178.40	P
40212752	OHP Care Provider	Out of Home Placement	06/03/2021	\$420.00	P
40212753	OHP Care Provider	Out of Home Placement	06/03/2021	\$72.00	P
40212754	OHP Care Provider	Out of Home Placement	06/03/2021	\$420.00	P
40212755	OHP Care Provider	Out of Home Placement	06/03/2021	\$104.00	P
40212756	OHP Care Provider	Out of Home Placement	06/03/2021	\$178.40	P
40212757	OHP Care Provider	Out of Home Placement	06/03/2021	\$100.00	P
40212758	OHP Care Provider	Out of Home Placement	06/03/2021	\$168.00	P
40212759	OHP Care Provider	Out of Home Placement	06/03/2021	\$420.00	P
40212760	OHP Care Provider	Out of Home Placement	06/03/2021	\$420.00	P
40212761	OHP Care Provider	Out of Home Placement	06/03/2021	\$16.00	P
40212762	OHP Care Provider	Out of Home Placement	06/03/2021	\$420.00	P
40212763	OHP Care Provider	Out of Home Placement	06/03/2021	\$360.00	P
40212764	OHP Care Provider	Out of Home Placement	06/03/2021	\$436.00	P
40212765	OHP Care Provider	Out of Home Placement	06/03/2021	\$420.00	P

HUMAN SERVICES - JUNE 2021

40211852 - 40212958

Voucher	Vendor Name	Nature of Claim	Doc Date	Amount	Paid
40212766	OHP Care Provider	Out of Home Placement	06/03/2021	\$728.00	P
40212767	OHP Care Provider	Out of Home Placement	06/03/2021	\$460.00	P
40212768	OHP Care Provider	Out of Home Placement	06/03/2021	\$254.00	P
40212769	OHP Care Provider	Out of Home Placement	06/03/2021	\$200.00	P
40212770	OHP Care Provider	Out of Home Placement	06/03/2021	\$420.00	P
40212771	OHP Care Provider	Out of Home Placement	06/03/2021	\$2,000.00	P
40212772	OHP Care Provider	Out of Home Placement	06/03/2021	\$254.00	P
40212773	OHP Care Provider	Out of Home Placement	06/03/2021	\$254.00	P
40212774	OHP Care Provider	Out of Home Placement	06/03/2021	\$100.00	P
40212775	OHP Care Provider	Out of Home Placement	06/03/2021	\$420.00	P
40212776	OHP Care Provider	Out of Home Placement	06/03/2021	\$160.00	P
40212777	OHP Care Provider	Out of Home Placement	06/03/2021	\$254.00	P
40212778	OHP Care Provider	Out of Home Placement	06/03/2021	\$254.00	P
40212779	OHP Care Provider	Out of Home Placement	06/03/2021	\$254.00	P
40212780	OHP Care Provider	Out of Home Placement	06/03/2021	\$420.00	P
40212781	OHP Care Provider	Out of Home Placement	06/03/2021	\$160.00	P
40212782	OHP Care Provider	Out of Home Placement	06/03/2021	\$13,710.99	P
40212783	OHP Care Provider	Out of Home Placement	06/03/2021	\$604.00	P
40212784	OHP Care Provider	Out of Home Placement	06/03/2021	\$420.00	P
40212785	OHP Care Provider	Out of Home Placement	06/03/2021	\$40.00	P
40212786	OHP Care Provider	Out of Home Placement	06/03/2021	\$100.00	P
40212787	OHP Care Provider	Out of Home Placement	06/03/2021	\$460.00	P
40212788	OHP Care Provider	Out of Home Placement	06/03/2021	\$254.00	P
40212789	OHP Care Provider	Out of Home Placement	06/03/2021	\$312.00	P
40212790	OHP Care Provider	Out of Home Placement	06/03/2021	\$545.00	P
40212791	OHP Care Provider	Out of Home Placement	06/03/2021	\$420.00	P
40212792	OHP Care Provider	Out of Home Placement	06/03/2021	\$160.00	P
40212793	OHP Care Provider	Out of Home Placement	06/03/2021	\$100.00	P
40212794	OHP Care Provider	Out of Home Placement	06/03/2021	\$420.00	P
40212795	OHP Care Provider	Out of Home Placement	06/03/2021	\$128.00	P
40212796	OHP Care Provider	Out of Home Placement	06/03/2021	\$100.00	P
40212797	OHP Care Provider	Out of Home Placement	06/03/2021	\$420.00	P
40212798	OHP Care Provider	Out of Home Placement	06/03/2021	\$100.00	P
40212799	OHP Care Provider	Out of Home Placement	06/03/2021	\$48.00	P
40212800	OHP Care Provider	Out of Home Placement	06/03/2021	\$460.00	P
40212801	OHP Care Provider	Out of Home Placement	06/03/2021	\$72.00	P
40212802	OHP Care Provider	Out of Home Placement	06/03/2021	\$254.00	P
40212803	OHP Care Provider	Out of Home Placement	06/03/2021	\$254.00	P
40212804	OHP Care Provider	Out of Home Placement	06/03/2021	\$404.00	P
40212805	OHP Care Provider	Out of Home Placement	06/03/2021	\$131.86	P
40212806	OHP Care Provider	Out of Home Placement	06/03/2021	\$136.00	P
40212807	OHP Care Provider	Out of Home Placement	06/03/2021	\$420.00	P
40212808	OHP Care Provider	Out of Home Placement	06/03/2021	\$458.00	P
40212809	OHP Care Provider	Out of Home Placement	06/03/2021	\$100.00	P

Committee Report - County of Wood

HUMAN SERVICES - JUNE 2021

40211852 - 40212958

Voucher	Vendor Name	Nature of Claim	Doc Date	Amount	Paid
40212810	OHP Care Provider	Out of Home Placement	06/03/2021	\$460.00	P
40212811	OHP Care Provider	Out of Home Placement	06/03/2021	\$432.00	P
40212812	OHP Care Provider	Out of Home Placement	06/03/2021	\$420.00	P
40212813	OHP Care Provider	Out of Home Placement	06/03/2021	\$100.00	P
40212814	OHP Care Provider	Out of Home Placement	06/03/2021	\$392.00	P
40212815	OHP Care Provider	Out of Home Placement	06/03/2021	\$420.00	P
40212816	OHP Care Provider	Out of Home Placement	06/03/2021	\$200.00	P
40212817	OHP Care Provider	Out of Home Placement	06/03/2021	\$360.00	P
40212818	OHP Care Provider	Out of Home Placement	06/03/2021	\$272.00	P
40212819	OHP Care Provider	Out of Home Placement	06/03/2021	\$420.00	P
40212820	OHP Care Provider	Out of Home Placement	06/03/2021	\$460.00	P
40212821	OHP Care Provider	Out of Home Placement	06/03/2021	\$224.00	P
40212822	OHP Care Provider	Out of Home Placement	06/03/2021	\$123.87	P
40212823	OHP Care Provider	Out of Home Placement	06/03/2021	\$527.42	P
40212824	OHP Care Provider	Out of Home Placement	06/03/2021	\$201.29	P
40212825	OHP Care Provider	Out of Home Placement	06/03/2021	\$254.00	P
40212826	OHP Care Provider	Out of Home Placement	06/03/2021	\$254.00	P
40212827	OHP Care Provider	Out of Home Placement	06/03/2021	\$328.00	P
40212828	OHP Care Provider	Out of Home Placement	06/03/2021	\$460.00	P
40212829	OHP Care Provider	Out of Home Placement	06/03/2021	\$458.00	P
40212830	OHP Care Provider	Out of Home Placement	06/03/2021	\$502.00	P
40212831	OHP Care Provider	Out of Home Placement	06/03/2021	\$442.00	P
40212832	OHP Care Provider	Out of Home Placement	06/03/2021	\$254.00	P
40212833	OHP Care Provider	Out of Home Placement	06/03/2021	\$254.00	P
40212834	OHP Care Provider	Out of Home Placement	06/03/2021	\$254.00	P
40212835	OHP Care Provider	Out of Home Placement	06/03/2021	\$254.00	P
40212836	OHP Care Provider	Out of Home Placement	06/03/2021	\$254.00	P
40212837	OHP Care Provider	Out of Home Placement	06/03/2021	\$448.00	P
40212838	OHP Care Provider	Out of Home Placement	06/03/2021	\$545.00	P
40212839	OHP Care Provider	Out of Home Placement	06/03/2021	\$619.00	P
40212840	OHP Care Provider	Out of Home Placement	06/03/2021	\$254.00	P
40212841	OHP Care Provider	Out of Home Placement	06/03/2021	\$676.00	P
40212842	OHP Care Provider	Out of Home Placement	06/03/2021	\$336.00	P
40212843	OHP Care Provider	Out of Home Placement	06/03/2021	\$522.00	P
40212844	OHP Care Provider	Out of Home Placement	06/03/2021	\$400.00	P
40212845	OHP Care Provider	Out of Home Placement	06/03/2021	\$254.00	P
40212846	OHP Care Provider	Out of Home Placement	06/03/2021	\$254.00	P
40212847	OHP Care Provider	Out of Home Placement	06/03/2021	\$254.00	P
40212848	OHP Care Provider	Out of Home Placement	06/03/2021	\$254.00	P
40212849	OHP Care Provider	Out of Home Placement	06/03/2021	\$254.00	P
40212850	OHP Care Provider	Out of Home Placement	06/03/2021	\$384.00	P
40212851	OHP Care Provider	Out of Home Placement	06/03/2021	\$384.00	P
40212852	OHP Care Provider	Out of Home Placement	06/03/2021	\$478.00	P
40212853	OHP Care Provider	Out of Home Placement	06/03/2021	\$420.00	P

Committee Report - County of Wood

HUMAN SERVICES - JUNE 2021

40211852 - 40212958

Voucher	Vendor Name	Nature of Claim	Doc Date	Amount	Paid
40212854	OHP Care Provider	Out of Home Placement	06/03/2021	\$820.00	P
40212855	OHP Care Provider	Out of Home Placement	06/03/2021	\$520.00	P
40212856	OHP Care Provider	Out of Home Placement	06/03/2021	\$594.00	P
40212857	OHP Care Provider	Out of Home Placement	06/03/2021	\$520.00	P
40212858	OHP Care Provider	Out of Home Placement	06/03/2021	\$568.00	P
40212859	OHP Care Provider	Out of Home Placement	06/03/2021	\$568.00	P
40212860	OHP Care Provider	Out of Home Placement	06/03/2021	\$544.00	P
40212861	OHP Care Provider	Out of Home Placement	06/03/2021	\$254.00	P
40212862	OHP Care Provider	Out of Home Placement	06/03/2021	\$254.00	P
40212863	OHP Care Provider	Out of Home Placement	06/03/2021	\$254.00	P
40212864	OHP Care Provider	Out of Home Placement	06/03/2021	\$254.00	P
40212865	OHP Care Provider	Out of Home Placement	06/03/2021	\$254.00	P
40212866	OHP Care Provider	Out of Home Placement	06/03/2021	\$254.00	P
40212867	OHP Care Provider	Out of Home Placement	06/03/2021	\$254.00	P
40212868	OHP Care Provider	Out of Home Placement	06/03/2021	\$254.00	P
40212869	OHP Care Provider	Out of Home Placement	06/03/2021	\$254.00	P
40212870	OHP Care Provider	Out of Home Placement	06/03/2021	\$254.00	P
40212871	OHP Care Provider	Out of Home Placement	06/03/2021	\$254.00	P
40212872	OHP Care Provider	Out of Home Placement	06/03/2021	\$254.00	P
40212873	OHP Care Provider	Out of Home Placement	06/03/2021	\$254.00	P
40212874	OHP Care Provider	Out of Home Placement	06/03/2021	\$254.00	P
40212875	OHP Care Provider	Out of Home Placement	06/03/2021	\$254.00	P
40212876	OHP Care Provider	Out of Home Placement	06/03/2021	\$254.00	P
40212877	OHP Care Provider	Out of Home Placement	06/03/2021	\$226.00	P
40212878	OHP Care Provider	Out of Home Placement	06/03/2021	\$254.00	P
40212879	OHP Care Provider	Out of Home Placement	06/03/2021	\$254.00	P
40212880	OHP Care Provider	Out of Home Placement	06/03/2021	\$254.00	P
40212881	OHP Care Provider	Out of Home Placement	06/03/2021	\$254.00	P
40212882	OHP Care Provider	Out of Home Placement	06/03/2021	\$254.00	P
40212883	OHP Care Provider	Out of Home Placement	06/03/2021	\$254.00	P
40212884	OHP Care Provider	Out of Home Placement	06/03/2021	\$254.00	P
40212885	OHP Care Provider	Out of Home Placement	06/03/2021	\$254.00	P
40212886	OHP Care Provider	Out of Home Placement	06/03/2021	\$254.00	P
40212887	OHP Care Provider	Out of Home Placement	06/03/2021	\$254.00	P
40212888	GEHRKE JOHN M	FOSTER CARE	06/08/2021	\$257.42	P
40212889	AMAZON CAPITAL SERVICES	CLTS WAIVER PROGRAM	06/10/2021	\$260.00	P
40212890	AMAZON CAPITAL SERVICES	CLTS WAIVER PROGRAM	05/31/2021	\$84.68	P
40212891	AMAZON CAPITAL SERVICES	CLTS WAIVER PROGRAM	05/31/2021	\$163.67	P
40212892	AMAZON CAPITAL SERVICES	BIRTH TO THREE SOC EMO GRANT	05/31/2021	\$127.96	P
40212893	AMAZON CAPITAL SERVICES	BIRTH TO THREE SOC EMO GRANT	05/31/2021	(\$127.96)	P
40212894	ARROW ACADEMY INC	CHILDCARE COSTS	05/31/2021	\$110.00	P
40212895	BROWNELL MARY	VOLUNTEER DRIVER REIMBURSEMENT	05/31/2021	\$629.25	P
40212896	CORDANT HEALTH SOLUTIONS	CONTRACTED YOUTH UA SERVICES	05/31/2021	\$777.25	P
40212897	CORDANT HEALTH SOLUTIONS	CONTRACTED YOUTH UA SERVICES	06/10/2021	\$579.56	P

Committee Report - County of Wood

HUMAN SERVICES - JUNE 2021

40211852 - 40212958

Voucher	Vendor Name	Nature of Claim	Doc Date	Amount	Paid
40212898	CW SOLUTIONS LLC	FAMILY PRESERVATION	05/31/2021	\$3,233.50	P
40212899	DEREZINSKI ROBERT	VOLUNTEER DRIVER REIMBURSEMENT	05/31/2021	\$246.96	P
40212900	ENTERPRISE RENT-A-CAR	CW RENTAL CAR	05/31/2021	\$39.42	P
40212901	ENTERPRISE RENT-A-CAR	CW RENTAL CAR	05/31/2021	\$35.67	P
40212902		STATE PASS THRU FUNDS	05/31/2021	\$98.80	P
40212903	GLEN JEANETTE	VOLUNTEER DRIVER REIMBURSEMENT	05/31/2021	\$102.37	P
40212904		STATE PASS THRU FUNDS	05/31/2021	\$60.00	P
40212905	KWIK TRIP INC	FSET APPROVED GAS CARDS	06/10/2021	\$38,000.00	P
40212906	KUENNEN JOAN	VOLUNTEER DRIVER REIMBURSEMENT	05/31/2021	\$204.70	P
40212907	MEMORY LANE FARM INC	STATE PASS THRU FUNDS	06/10/2021	\$60.00	P
40212908		CLIENT REFUND	05/31/2021	\$100.00	P
40212909	MID-STATE TRUCK SERVICE INC	BUS 242 REPAIRS	05/31/2021	\$1,207.75	P
40212910	MULTI MEDIA CHANNELS	ADVERTISING VACANCY	05/31/2021	\$440.00	P
40212911	MUSIC THERAPY SERVICES OF CENTRAL WI	BIRTH TO THREE SOC EMO GRANT	05/31/2021	\$1,125.00	P
40212912	NELSON MICHAEL JAN	FAMILY PRESERVATION	05/31/2021	\$6,112.50	P
40212913	OFFICE ALLY INC	CLEARING HOUSE OUTPATIENT BILL	05/31/2021	\$245.00	P
40212914	PROJECT LIFESAVER INC	PROJECT LIFESAVER	06/10/2021	\$1,326.84	P
40212915	ST CROIX THERAPY INC	BIRTH TO THREE OT SERVICES	05/31/2021	\$92.00	P
40212916	SHRED SAFE LLC	CONFIDENTIAL SHREDDING	05/31/2021	\$225.00	P
40212917	STAPLES ADVANTAGE	OFFICE SUPPLIES	05/31/2021	\$24.44	P
40212918	STAPLES ADVANTAGE	OFFICE SUPPLIES	06/10/2021	\$106.46	P
40212919	STAPLES ADVANTAGE	OFFICE SUPPLIES	06/10/2021	\$30.71	P
40212920	STAPLES ADVANTAGE	FSET APPROVED PROG MATERIALS	06/10/2021	\$216.39	P
40212921	TESSEN ROGER	VOLUNTEER DRIVER REIMBURSEMENT	05/31/2021	\$441.28	P
40212922	TIMBER TRAILS APARTMENTS	TSSF CONSUMER HOUSING ASSIST	06/10/2021	\$1,100.00	P
40212923	TYLER PATRICIA	VOLUNTEER DRIVER REIMBURSEMENT	05/31/2021	\$58.24	P
40212924	CHILDREN'S HOSPITAL OF WI COMMUNITY SERV	CCS CONTRACTED SERVICES	05/31/2021	\$865.76	P
40212925	CLARITY CARE INC	RESIDENTIAL SERVICES	05/31/2021	\$3,688.36	P
40212926	CW SOLUTIONS LLC	CONTRACTED SERVICES	05/31/2021	\$7,504.88	P
40212927	DR STRESS & ASSOCIATES LLC	NEUROPSYCH EVALUATION	05/31/2021	\$1,000.00	P
40212928		RESTITUTION	05/31/2021	\$43.50	P
40212929	KIDS AT HOPE	KIDS AT HOPE	05/31/2021	\$845.35	P
40212930	MENTORING ACTIVITY THERAPY SERVICES LLC	CCS CONTRACTED SERVICES	05/31/2021	\$4,091.50	P
40212931	MENJIVAR FRANCISCA	BIRTH TO THREE INTERPRETER	05/31/2021	\$555.00	P
40212932	WOODLAND ENHANCED HEALTH SERVICES COMMISSION	LONG TERM CARE / NH SERVICES	05/31/2021	\$775.00	P
40212933	MARSHFIELD CLINIC CONFERENCE REGISTRATION	MCHS BEHAVIORAL HEALTH CONF	06/10/2021	\$50.00	P
40212934	CAPITAL ONE	WALMART CREDIT CARD	05/31/2021	\$400.26	P
40212935	BLOCZYNSKI RHIANNON	CW OPERATING SUPPLIES	06/10/2021	\$69.99	P
40212936	CW SOLUTIONS LLC	ADP PARTICIPANT EXPENSES	05/31/2021	\$60.57	P
40212937	CW SOLUTIONS LLC	ADP CONTRACTED SERVICES	05/31/2021	\$13,511.22	P
40212938	CW SOLUTIONS LLC	BFI CONTRACT SERVICES	05/31/2021	\$19,538.99	P
40212939	CW SOLUTIONS LLC	CHILDREN FIRST SERVICES	05/31/2021	\$1,536.37	P
40212940	CW SOLUTIONS LLC	WHEAP SERVICES	05/31/2021	\$2,189.12	P

Committee Report - County of Wood

HUMAN SERVICES - JUNE 2021

40211852 - 40212958

Voucher	Vendor Name	Nature of Claim	Doc Date	Amount	Paid
40212941	CW SOLUTIONS LLC	YOUTH JUSTICE SERVICES	05/31/2021	\$7,185.09	P
40212942	CW SOLUTIONS LLC	IL SUPPORT SERVICES	05/31/2021	\$7,879.44	P
40212943	CW SOLUTIONS LLC	IL SERVICES	05/31/2021	\$8,677.97	P
40212944	CW SOLUTIONS LLC	FSET CONTRACT	05/31/2021	\$127,672.50	P
40212945	CW SOLUTIONS LLC	FSET SUPPORT SERVICES	05/31/2021	\$7,478.48	P
40212946	FLEISNER KELLY	CW CAR RENTAL GAS	05/31/2021	\$119.02	P
40212947	KRIESCHER JENNA C	CW CLIENT SERVICES	06/10/2021	\$16.73	P
40212948	MARSHFIELD PUBLIC TRANSIT	CW SPECIALIZED TRANSPORTATION	06/10/2021	\$250.00	P
40212949	MARATHON GAS - GAS DEPOT	FSET APPROVED GAS CARDS	06/10/2021	\$8,000.00	P
40212950	NORWOOD HEALTH CENTER	TRIP PAYMENTS NORWOOD	05/31/2021	\$761.00	P
40212951	NORWOOD HEALTH CENTER	NORWOOD INSURANCE PAYMENT	05/31/2021	\$16.72	P
40212952	REGISTRATION FEE TRUST	FSET APPROVED DL FEE	06/10/2021	\$34.00	P
40212953	REGISTRATION FEE TRUST	FSET APPROVED DL FEE	06/10/2021	\$35.00	P
40212954	BRAGG KELLY	YA PLAN PLACE SUPERVISION	06/10/2021	\$3.69	P
40212955	SLOMKA KAMRYN	CW OPERATING SUPPLIES	06/10/2021	\$15.04	P
40212956	WOOD COUNTY REGISTER OF DEEDS	BIRTH CERTIFICATE REQUEST	06/10/2021	\$20.00	P
40212957	ZIEHER ASHLEY	CW OPERATING SUPPLIES	05/31/2021	\$19.62	P
40212958	COUNTY OF CRAWFORD	BUS TRANSFER	06/10/2021	\$1,980.00	P
Grand Total:				\$1,512,670.21	

Signatures

Committee Chair: _____
 Committee Member: _____
 Committee Member: _____
 Committee Member: _____
 Committee Member: _____

Committee Member: _____
 Committee Member: _____
 Committee Member: _____
 Committee Member: _____

Committee Report

County of Wood

Report of claims for: NORWOOD HEALTH CENTER

For the period of: JUNE 2021

For the range of vouchers: 20210534 - 20210622

Voucher	Vendor Name	Nature of Claim	Doc Date	Amount	Paid
20210534	BOE BAILEY	REMOTE WORK INTERNET-APRIL	04/30/2021	\$35.00	P
20210535	CITY OF MARSHFIELD	LAB ANALYSIS-APRIL 2021	05/07/2021	\$70.00	P
20210536	COMPLETE CONTROL	SMOKE DETECTORS-CANTEEN-COVID	04/16/2021	\$395.49	P
20210537	GPM SOUTHEAST LLC	VEHICLE FUEL-APRIL 2021	04/30/2021	\$328.73	P
20210538	MARSHFIELD CLINIC	PROFESSIONAL SERVICES-APRIL	05/13/2021	\$14,448.15	P
20210539	AMAZON CAPITAL SERVICES	LIGHT FIXTURES	05/08/2021	\$84.35	P
20210540	AMAZON CAPITAL SERVICES	EQUIPMENT MAINTENANCE	05/08/2021	\$97.45	P
20210541	AMAZON CAPITAL SERVICES	PW NURSING SUPPLIES	05/16/2021	\$38.85	P
20210542	BUSHMAN DAIRY DISTRIBUTORS INC	DIETARY & CONGREGATE FOOD	05/04/2021	\$420.30	P
20210543	BUSHMAN DAIRY DISTRIBUTORS INC	DIETARY & CONGREGATE FOOD	05/07/2021	\$441.40	P
20210544	BUSHMAN DAIRY DISTRIBUTORS INC	DIETARY & CONGREGATE FOOD	05/11/2021	\$565.00	P
20210545	BUSHMAN DAIRY DISTRIBUTORS INC	DIETARY & CONGREAGATE FOOD	05/14/2021	\$227.10	P
20210546	DAY MARK FOOD SAFETY SYSTEMS	DIETARY SUPPLIES	05/04/2021	\$326.50	P
20210547	GRAYKOWSKI'S DISTRIBUTING	CONGREGATE FOOD	04/26/2021	\$35.00	P
20210548	GRAYKOWSKI'S DISTRIBUTING	CONGREGATE FOOD	05/03/2021	\$19.00	P
20210549	GRAYKOWSKI'S DISTRIBUTING	CONGREGATE FOOD	05/03/2021	\$103.68	P
20210550	GRAYKOWSKI'S DISTRIBUTING	CONGREGATE FOOD	05/05/2021	\$127.36	P
20210551	GRAYKOWSKI'S DISTRIBUTING	CONGREGATE FOOD	05/10/2021	\$183.04	P
20210552	GRAYKOWSKI'S DISTRIBUTING	CONGREGATE FOOD	05/10/2021	\$35.00	P
20210553	GRAYKOWSKI'S DISTRIBUTING	CONGREGATE FOOD	05/12/2021	\$222.72	P
20210554	MENARDS-MARSHFIELD	MAINTENANCE & GROUND SUPPLIES	05/04/2021	\$375.42	P
20210555	MENARDS-MARSHFIELD	MAINTENANCE SUPPLIES	05/06/2021	\$127.17	P
20210556	R & R REMNANTS FLOORING	PATHWAYS RENO-PHASE 3-TILE	05/06/2021	\$30,000.00	P
20210557	STAFFENCY LLC	CONTRACT RN'S & CNA'S-WE 5-8	05/08/2021	\$15,496.50	P
20210558	WI DEPT OF HEALTH & SOC SERV	MONTHLY ASSESSMENT FEES	05/06/2021	\$5,440.00	P
20210559	REIMERS KAREN MD	CONTRACT PSYCHIATRIST	05/12/2021	\$23,200.00	P
20210560	CUMMINS NPOWER LLC	4-HOUR LOAD TEST	05/10/2021	\$1,308.50	P
20210561	GANNETT WISCONSIN MEDIA	YEARLY MNH SUBSCRIPTION	05/14/2021	\$540.04	P
20210562	GAPPA SECURITY SOLUTIONS LLC	LOCKSETS & KEYS	05/12/2021	\$747.50	P
20210563	MATRIXCARE SDS-12-2905	QRTLY MATRIXCARE EH ELITE	05/01/2021	\$3,129.00	P
20210564	MENARDS-MARSHFIELD	MAINTENANCE SUPPLIES	05/11/2021	\$113.92	P
20210565	MENARDS-MARSHFIELD	MAINTENANCE SUPPLIES	05/13/2021	\$50.94	P
20210566	STAPLES ADVANTAGE	OFFICE SUPPLIES	05/14/2021	\$364.90	P
20210567	US BANK	US BANK CHARGE CARD	05/18/2021	\$704.64	P

NORWOOD HEALTH CENTER - JUNE 2021

20210534 - 20210622

Voucher	Vendor Name	Nature of Claim	Doc Date	Amount	Paid
20210568	FRONTIER COMMUNICATIONS	PHONE/FAX FOR MAY 2021	05/16/2021	\$211.44	P
20210569	HEALTHCARE SERVICES GROUP INC	COVID CLEANING TECH	05/21/2021	\$1,243.13	P
20210570	HILLER'S TRUE VALUE HARDWARE	MAINTENANCE SUPPLIES	05/24/2021	\$1.60	P
20210571	STAFFENCY LLC	CONTRACT CNA'S & RN'S-WE 5-15	05/15/2021	\$14,897.31	P
20210572	STAFFENCY LLC	CONTRACT CNA'S & RN'S-WE 5-22	05/22/2021	\$14,539.01	P
20210573	AMAZON CAPITAL SERVICES	MAINTENANCE SUPPLIES	05/18/2021	\$47.99	P
20210574	AMAZON CAPITAL SERVICES	NURSING SUPPLIES-CR & PW	05/18/2021	\$25.00	P
20210575	AMAZON CAPITAL SERVICES	MAINTENANCE SUPPLIES	05/30/2021	\$26.99	P
20210576	AMAZON CAPITAL SERVICES	EQUIPMENT MAINTENANCE	05/30/2021	\$11.99	P
20210577	APOLLO CORPORATION	TUB SUPPLIES	05/12/2021	\$634.44	P
20210578	BUSHMAN DAIRY DISTRIBUTORS INC	DIETARY & CONGREGATE FOOD	05/18/2021	\$592.30	P
20210579	BUSHMAN DAIRY DISTRIBUTORS INC	DIETARY & CONGREGATE FOOD	05/21/2021	\$552.05	P
20210580	BUSHMAN DAIRY DISTRIBUTORS INC	DIETARY & CONGREGATE FOOD	05/25/2021	\$226.50	P
20210581	BUSHMAN DAIRY DISTRIBUTORS INC	DIETARY & CONGREGATE FOOD	05/28/2021	\$220.65	P
20210582	CENTRAL RESTAURANT PRODUCTS	DIETARY SUPPLIES	05/24/2021	\$125.22	P
20210583	CENTRAL STATE SUPPLY COMPANY	SAW BLADES	05/03/2021	\$88.25	P
20210584	GRAINGER (Norwood)	MAINTENANCE SUPPLIES	05/25/2021	\$23.84	P
20210585	GRAYKOWSKI'S DISTRIBUTING	CONGREGATE FOOD	05/17/2021	\$35.00	P
20210586	GRAYKOWSKI'S DISTRIBUTING	CONGREGATE FOOD	05/17/2021	\$95.36	P
20210587	GRAYKOWSKI'S DISTRIBUTING	CONGREGATE FOOD	05/19/2021	\$167.04	P
20210588	GRAYKOWSKI'S DISTRIBUTING	CONGREGATE FOOD	05/24/2021	\$183.04	P
20210589	GRAYKOWSKI'S DISTRIBUTING	CONGREGATE FOOD	05/26/2021	\$167.04	P
20210590	MARSHFIELD UTILITIES	WATER/SEWER/ELECT-MAY 2021	05/28/2021	\$10,318.80	P
20210591	MARTIN BROS DISTRIBUTING CO INC	DIETARY FOOD & SUPPLIES	05/03/2021	\$261.94	P
20210592	MARTIN BROS DISTRIBUTING CO INC	DIETARY FOOD & SUPPLIES	05/06/2021	\$2,800.70	P
20210593	MARTIN BROS DISTRIBUTING CO INC	DIETARY FOOD	05/10/2021	\$227.83	P
20210594	MARTIN BROS DISTRIBUTING CO INC	DIETARY FOOD & SUPPLIES	05/13/2021	\$2,510.49	P
20210595	MARTIN BROS DISTRIBUTING CO INC	DIETARY SUPPLIES	05/15/2021	\$30.00	P
20210596	MARTIN BROS DISTRIBUTING CO INC	DIETARY FOOD & SUPPLIES	05/20/2021	\$2,673.12	P
20210597	MARTIN BROS DISTRIBUTING CO INC	DIETARY FOOD & SUPPLIES	05/27/2021	\$2,904.39	P
20210598	MARTIN BROS DISTRIBUTING CO INC	DIETARY FOOD	05/31/2021	\$238.62	P
20210599	MARTIN BROS DISTRIBUTING CO INC	DIETARY FOOD & SUPPLIES	05/31/2021	\$374.77	P
20210600	MARTIN BROS DISTRIBUTING CO INC	CONGREGATE FOOD & SUPPLIES	05/03/2021	\$4,544.03	P
20210601	MARTIN BROS DISTRIBUTING CO INC	CONGREGATE FOOD	05/06/2021	\$1,518.71	P
20210602	MARTIN BROS DISTRIBUTING CO INC	CONGREGATE FOOD	05/10/2021	\$3,945.41	P
20210603	MARTIN BROS DISTRIBUTING CO INC	CONGREGATE FOOD	05/13/2021	\$3,264.11	P
20210604	MARTIN BROS DISTRIBUTING CO INC	CONGREGATE FOOD	05/14/2021	(\$22.98)	P
20210605	MARTIN BROS DISTRIBUTING CO INC	CONGREGATE FOOD	05/17/2021	\$4,447.95	P
20210606	MARTIN BROS DISTRIBUTING CO INC	CONGREGATE FOOD & SUPPLIES	05/20/2021	\$1,772.47	P
20210607	MARTIN BROS DISTRIBUTING CO INC	CONGREGATE FOOD	05/24/2021	\$2,454.10	P
20210608	MARTIN BROS DISTRIBUTING CO INC	CONGREGATE FOOD & SUPPLIES	05/27/2021	\$3,028.20	P
20210609	MARTIN BROS DISTRIBUTING CO INC	CONGREGATE FOOD	05/31/2021	\$4,167.82	P
20210610	MENARDS-MARSHFIELD	MAINTENANCE SUPPLIES	05/20/2021	\$70.08	P
20210611	MENARDS-MARSHFIELD	MAINTENANCE & GROUNDS SUPPLIES	05/20/2021	\$48.89	P

Committee Report - County of Wood

NORWOOD HEALTH CENTER - JUNE 2021

20210534 - 20210622

Voucher	Vendor Name	Nature of Claim	Doc Date	Amount	Paid
20210612	WI DEPT OF JUSTICE	EE BACKGROUND CHECKS-MAY '21	05/31/2021	\$60.00	P
20210613	AMAZON CAPITAL SERVICES	NURSING SUPPLIES	05/28/2021	\$68.88	P
20210614	AMAZON CAPITAL SERVICES	NURSING SUPPLIES	05/30/2021	\$24.50	P
20210615	GRAYKOWSKI'S DISTRIBUTING	CONGREGATE FOOD	05/24/2021	\$32.00	P
20210616	GRAYKOWSKI'S DISTRIBUTING	CONGREGATE FOOD	05/28/2021	\$35.00	P
20210617	STAPLES ADVANTAGE	OFFICE SUPPLIES	05/21/2021	\$47.60	P
20210618	STAPLES ADVANTAGE	OFFICE SUPPLIES	05/22/2021	\$6.45	P
20210619	HEALTHCARE SERVICES GROUP INC	CONTRACT LAUDRY/HSKPING	06/01/2021	\$19,817.05	P
20210620	RESERVE ACCOUNT	REPLENISH POSTAGE MACHINE	06/07/2021	\$500.00	P
20210621	SOLARUS	PHONE SERVICE FOR JUNE 2021	06/01/2021	\$55.25	P
20210622	WHEELERS OF MARSHFIELD	2016 DODGE MINI VAN PURCHASE	06/03/2021	\$12,250.00	P
Grand Total:				\$218,394.02	

Signatures

Committee Chair: _____
 Committee Member: _____
 Committee Member: _____
 Committee Member: _____
 Committee Member: _____

Committee Member: _____
 Committee Member: _____
 Committee Member: _____
 Committee Member: _____

Committee Report

County of Wood

Report of claims for: VETERANS SERVICES

For the period of: JUNE 2021

For the range of vouchers: 31210003 - 31210005

Voucher	Vendor Name	Nature of Claim	Doc Date	Amount	Paid
31210003	US BANK	TRAINING, VSC LODGING	05/18/2021	\$415.00	P
31210004	AMAZON CAPITAL SERVICES	OFFICE SUPPLIES	06/06/2021	\$49.77	P
31210005	CNAC OF WAUSAU	VSC AUTO LOAN GRANT FOR T.A.	06/10/2021	\$197.92	P
Grand Total:				\$662.69	

Signatures

Committee Chair: _____

Committee Member: _____

Committee Member: _____

Committee Member: _____

Committee Member: _____

Committee Member: _____

Committee Member: _____

Committee Member: _____

Committee Member: _____

County of Wood
BALANCE SHEET SUMMARY
 Edgewater Haven Nursing Home
 Friday, April 30, 2021

	2021	2020
ASSETS		
Cash and investments	10,078.49	5,716.20
Receivables:		
Miscellaneous	37,481.66	91,076.88
Due from other governments	491,150.34	451,865.35
Due from other funds	(57,998.38)	867,990.86
Inventory of supplies, at cost	66,094.59	46,549.80
Land	245,459.92	245,459.92
Buildings	8,026,163.00	7,888,822.95
Machinery and equipment	1,952,790.69	1,881,187.17
Accumulated Depreciation	(6,430,003.64)	(6,213,219.87)
Unamortized debt discounts	206,667.46	1,899,982.99
TOTAL ASSETS	4,547,884.13	7,165,432.25
LIABILITIES AND FUND EQUITY		
Liabilities:		
Accrued compensation	120,866.47	117,710.56
Special deposits	8,823.88	4,445.77
Accrued vacation and sick pay	569,090.89	513,180.24
Deferred property tax	620,804.60	807,483.28
General obligation debt	622,329.82	984,059.13
Retirement prior service obligation	(322,194.84)	1,165,936.08
Total Liabilities	1,619,720.82	3,592,815.06
Fund Equity:		
Retained earnings:		
Unreserved	3,879,734.22	3,879,734.22
Fund Balance:		
Undesignated	(850,176.33)	(400,601.37)
Income summary	(101,394.58)	93,484.34
Total Fund Equity	2,928,163.31	3,572,617.19
TOTAL LIABILITIES & FUND EQUITY	4,547,884.13	7,165,432.25

County of Wood
BALANCE SHEET SUMMARY
Edgewater Haven Nursing Home
Friday, April 30, 2021

		2021	2020
ASSETS			
Cash and investments:			
601-1200-11310-000-000	Cash-Edgewater-Activity Fund Account	554.61	570.43
601-1200-11520-000-000	Restricted Cash-Edgewater-Patient Trust Fds-Check	8,047.70	3,440.26
601-1200-11530-000-000	Restricted Cash-Edgewater-Patient Trust Fds-Cash	776.18	1,005.51
601-1200-11800-000-000	Petty Cash-Edgewater	700.00	700.00
	Total Cash and investments	10,078.49	5,716.20
Receivables:			
Miscellaneous:			
601-1200-13410-000-000	Accounts Receivable-Edgewater-Patient Private	201,146.15	203,625.05
601-1200-13980-000-000	Allowance for Bad Debts-Edgewater	(163,664.49)	(112,548.17)
	Total Miscellaneous	37,481.66	91,076.88
Due from other governments:			
601-1200-14101-000-000	Due from General Fund-Donated Cash-Edgewater	7,337.12	7,337.12
601-1200-14110-000-000	Due from Federal-Edgewater-Medicare "A"	314,648.55	282,962.50
601-1200-14120-000-000	Due from Federal-Edgewater-Medicare "B"	22,771.54	20,176.34
601-1200-14130-000-000	Due from Federal-Edgewater-Medicaid	146,393.13	141,389.39
	Total Due from other governments	491,150.34	451,865.35
Due from other funds:			
601-1200-15100-000-000	Due from General Fund-Edgewater	(57,998.38)	867,990.86
	Total Due from other funds	(57,998.38)	867,990.86
Inventory of supplies, at cost:			
601-1200-16110-000-000	Inventory-Edgewater-Housekeeping Supplies	446.18	458.32
601-1200-16120-000-000	Inventory-Edgewater-Linen and Bedding	1,572.37	637.29
601-1200-16140-000-000	Inventory-Edgewater-Maintenance Supplies	5,898.93	5,757.97
601-1200-16160-000-000	Inventory-Edgewater-Nursing Supplies	43,564.51	24,407.92
601-1200-16170-000-000	Inventory-Edgewater-Food	10,321.98	11,341.96
601-1200-16180-000-000	Inventory-Edgewater-Dietary Supplies	1,772.37	542.61
601-1200-16190-000-000	Inventory-Edgewater-Office Supplies	2,518.25	3,403.73
	Total Inventory of supplies, at cost	66,094.59	46,549.80
Land:			
601-1200-18210-000-000	Land-Edgewater	10,540.45	10,540.45
601-1200-18220-000-000	Land Improvements-Edgewater	234,919.47	234,919.47
	Total Land	245,459.92	245,459.92
Buildings:			
601-1200-18310-000-000	Buildings-Edgewater	3,647,857.30	3,647,857.30
601-1200-18320-000-000	Building Improvements-Edgewater	4,378,305.70	4,240,965.65
	Total Buildings	8,026,163.00	7,888,822.95
Machinery and equipment:			
601-1200-18510-000-000	Vehicles-Edgewater	35,124.00	35,124.00
601-1200-18520-000-000	Fixed Equipment-Edgewater	1,104,251.36	1,070,171.36
601-1200-18530-000-000	Moveable Equipment-Edgewater	813,415.33	775,891.81
	Total Machinery and equipment	1,952,790.69	1,881,187.17
Accumulated Depreciation:			

County of Wood
BALANCE SHEET SUMMARY
 Edgewater Haven Nursing Home
 Friday, April 30, 2021

		2021	2020
601-1200-18292-000-000	Accum Deprec-Land Improv-Edgewater	(155,877.46)	(152,251.45)
601-1200-18391-000-000	Accum Deprec-Buildings-Edgewater	(2,492,484.21)	(2,445,944.96)
601-1200-18392-000-000	Accum Deprec-Building Improv-Edgewater	(2,155,144.06)	(2,016,138.36)
601-1200-18591-000-000	Accum Deprec-Vehicles-Edgewater	(35,124.00)	(35,124.00)
601-1200-18592-000-000	Accum Deprec-Fixed Equipment-Edgewater	(878,106.64)	(858,788.48)
601-1200-18593-000-000	Accum Deprec-Moveable Equipment-Edgewater	(713,267.27)	(704,972.62)
	Total Accumulated Depreciation	<u>(6,430,003.64)</u>	<u>(6,213,219.87)</u>
Unamortized debt discounts:			
601-1200-19200-000-000	Deferred Outflows-Pension	140,988.46	1,889,736.99
601-1200-19201-000-000	Deferred Outflows - OPEB	65,679.00	10,246.00
	Total Unamortized debt discounts	<u>206,667.46</u>	<u>1,899,982.99</u>
	TOTAL ASSETS	<u>4,547,884.13</u>	<u>7,165,432.25</u>
LIABILITIES AND FUND EQUITY			
Liabilities:			
Accrued compensation:			
601-1200-21710-000-000	Accrued Wages Payable-Edgewater	120,866.47	117,710.56
	Total Accrued compensation	<u>120,866.47</u>	<u>117,710.56</u>
Special deposits:			
601-1200-23610-000-000	Patient Funds Held-Edgewater	8,823.88	4,445.77
	Total Special deposits	<u>8,823.88</u>	<u>4,445.77</u>
Accrued vacation and sick pay:			
601-1200-21810-000-000	Accrued Vac, Comp & Hol Pay-Edgewater	189,805.10	180,354.71
601-1200-21820-000-000	Accrued Sick Pay-Edgewater	379,285.79	332,825.53
	Total Accrued vacation and sick pay	<u>569,090.89</u>	<u>513,180.24</u>
Deferred property tax:			
601-1200-26110-000-000	Deferred Property Taxes-Current Year-Edgewater	620,804.60	807,483.28
	Total Deferred property tax	<u>620,804.60</u>	<u>807,483.28</u>
General obligation debt:			
601-1200-29200-000-000	Deferred Inflow of Resources WRS	576,622.82	970,817.13
601-1200-29201-000-000	EW Deferred Inflows of Resources - OPEB	45,707.00	13,242.00
	Total General obligation debt	<u>622,329.82</u>	<u>984,059.13</u>
Retirement prior service obligation:			
601-1200-28200-000-000	Net Pension Liability WRS	(606,332.84)	704,791.08
601-1200-29629-000-000	L-T Employee benefits-OPEB-Edgewater	284,138.00	461,145.00
	Total Retirement prior service obligation	<u>(322,194.84)</u>	<u>1,165,936.08</u>
	Total Liabilities	<u>1,619,720.82</u>	<u>3,592,815.06</u>
Fund Equity:			
Retained earnings:			
Unreserved:			
601-1200-33900-000-000	Retained Earnings Reserved-Edgewater	3,276,242.75	3,276,242.75
601-1200-33901-000-000	Restricted Equity-Net Pension	603,491.47	603,491.47
	Total Unreserved	<u>3,879,734.22</u>	<u>3,879,734.22</u>
	Fund Balance:		

County of Wood
BALANCE SHEET SUMMARY
Edgewater Haven Nursing Home
Friday, April 30, 2021

		<u>2021</u>	<u>2020</u>
Undesignated:			
601-0000-34300-000-000	Fund Balance-Edgewater	(850,176.33)	(400,601.37)
	Total Undesignated	<u>(850,176.33)</u>	<u>(400,601.37)</u>
Income summary:			
601-1201-46520-003-000	Private Pay-Skilled Care	358,444.87	233,935.75
601-1201-46520-009-000	Private Pay-Ancillary Billing	4,423.52	3,039.63
601-1201-46520-013-000	Private Pay-Edgewater-Therapy	11,992.63	7,629.38
601-1201-46521-010-000	Other Pay-Laboratory Charges	99.00	63.00
601-1201-46525-003-000	Medicare-Skilled Care	235,468.50	249,845.00
601-1201-46525-009-000	Medicare-Ancillary Billing	315,382.09	332,242.09
601-1201-46525-013-000	Medicare-Edgewater-Therapy	42,578.36	35,386.35
601-1201-46525-016-000	Contractual Adjustment-Medicare	(137,751.46)	(130,443.03)
601-1201-46526-003-000	Medicaid-Skilled Care	1,040,416.57	1,282,869.77
601-1201-46526-009-000	Medicaid-Ancillary Billing	4.72	
601-1201-46526-013-000	Medicaid-Edgewater-Therapy	16,581.92	6,486.25
601-1201-46526-016-000	Contractual Adjustment-Medicaid	(448,344.00)	(566,953.46)
601-1201-46527-003-000	Veterans-SNF	61,688.58	30,271.14
601-1201-46590-000-000	Nursing Bad Debt Expense-EW-NURSING---	(8,333.32)	(22,999.98)
601-1201-54210-000-156	Edgewater Haven Unemployment Nursing	(1,441.28)	
601-1201-54210-000-170	Edgewater Haven Meeting Supply Expense	(20.00)	(1,456.98)
601-1201-54210-000-172	Edgewater Haven Conference/Training/CPE Nursing	(611.89)	(286.00)
601-1201-54210-000-217	Edgewater Haven Physician Services Nursing	(4,000.00)	(4,000.00)
601-1201-54210-000-218	Edgewater Haven OT Nursing	(107,968.60)	(101,358.02)
601-1201-54210-000-219	Edgewater Haven Other Professional Service Nursing	(4,286.79)	(7,949.69)
601-1201-54210-000-220	Nursing-Professional Services Agency	(23,543.50)	(34,383.14)
601-1201-54210-000-340	Edgewater Haven Operating Supplies & Exp Nursing	(44,327.45)	(53,095.85)
601-1201-54210-000-344	Edgewater Haven Pharmacy Services Nursing	(8,739.37)	(8,182.50)
601-1201-54210-001-101	Edgewater Haven Wages Perm Nursing Manager	(25,600.59)	(24,346.90)
601-1201-54210-001-107	Edgewater Haven Nursing Manager Sick	(444.68)	
601-1201-54210-001-108	Edgewater Haven Nursing Manager Vacation	(2,413.95)	(3,015.32)
601-1201-54210-001-109	Edgewater Haven Nursing Manager Holiday	(677.60)	(677.60)
601-1201-54210-001-120	Edgewater Haven FICA Nursing Manager	(2,201.49)	(2,114.04)
601-1201-54210-001-130	Edgewater Haven Health Insurance Nursing	(4,888.64)	0.00
601-1201-54210-001-132	Edgewater Haven OPEB Nursing	(618.24)	(560.99)
601-1201-54210-001-133	Edgewater Haven Vision Insurance Nursing	(11.25)	(9.83)
601-1201-54210-001-140	Edgewater Haven Life Insurance Nursing	(5.22)	(4.90)
601-1201-54210-001-151	Edgewater Haven Retirement Nursing Manager	(2,086.54)	(1,894.84)
601-1201-54210-001-160	Edgewater Haven Workers Comp Nursing Manager	(27.96)	(55.52)
601-1201-54210-002-101	Edgewater Haven Wages Perm Med Aide	(34,540.52)	(28,192.61)
601-1201-54210-002-107	Edgewater Haven Med Aide Sick	(999.06)	(753.87)
601-1201-54210-002-108	Edgewater Haven Med Aide Vacation	(918.10)	(6,830.54)
601-1201-54210-002-109	Edgewater Haven Med Aide Holiday	(1,019.52)	(1,287.42)
601-1201-54210-002-110	Edgewater Haven Med Aide Funeral/Jury/Other Pay	54.87	(425.24)
601-1201-54210-002-113	Edgewater Haven Shift Premium Med Aide	(525.29)	(356.51)
601-1201-54210-002-115	Edgewater Haven Overtime Med Aide	(2,457.12)	(798.43)
601-1201-54210-002-119	Edgewater Haven Other Pay Med Aide----In or Out Pa	(858.76)	(417.22)
601-1201-54210-002-120	Edgewater Haven FICA Med Aide	(3,037.67)	(2,875.07)
601-1201-54210-002-130	Edgewater Haven Health Insurance Med Aide	(14,211.68)	0.00
601-1201-54210-002-132	Edgewater Haven Post Employment Med Aide	(879.20)	(742.34)
601-1201-54210-002-133	Edgewater Haven Vision Insurance Med Aide	(31.25)	(30.79)
601-1201-54210-002-140	Edgewater Haven Life Insurance Med Aide	(15.54)	(15.31)
601-1201-54210-002-151	Edgewater Haven Retirement Med Aide	(3,132.80)	(2,649.47)
601-1201-54210-002-160	Edgewater Haven Workers Comp Med Aide	(586.06)	(1,027.28)
601-1201-54210-003-101	Edgewater Haven RN Wages Perm RN	(197,990.58)	(220,800.99)
601-1201-54210-003-107	Edgewater Haven RN Sick	(12,703.58)	(5,928.03)
601-1201-54210-003-108	Edgewater Haven RN Vacation	(10,274.32)	(14,580.27)
601-1201-54210-003-109	Edgewater Haven RN Holiday	(5,898.19)	(8,615.83)
601-1201-54210-003-110	EW Haven RN Funeral/Jury/Other Pay	(1,107.02)	50.00
601-1201-54210-003-113	Edgewater Haven Shift Premium RN	(3,022.65)	(3,516.63)

County of Wood
BALANCE SHEET SUMMARY
Edgewater Haven Nursing Home
Friday, April 30, 2021

	2021	2020
601-1201-54210-003-115	(30,407.84)	(18,669.54)
601-1201-54210-003-119	(9,072.79)	(3,521.30)
601-1201-54210-003-120	(19,517.58)	(19,803.12)
601-1201-54210-003-130	(56,599.36)	0.00
601-1201-54210-003-132	(3,983.99)	(3,768.75)
601-1201-54210-003-133	(181.70)	(152.43)
601-1201-54210-003-140	(61.52)	(50.15)
601-1201-54210-003-151	(20,005.50)	(18,269.49)
601-1201-54210-003-160	(3,031.39)	(6,007.44)
601-1201-54210-004-101	(64,384.25)	(75,525.56)
601-1201-54210-004-107	(1,992.44)	(992.44)
601-1201-54210-004-108	(8,219.07)	(3,585.72)
601-1201-54210-004-109	(2,920.49)	(2,216.15)
601-1201-54210-004-110	117.11	(781.03)
601-1201-54210-004-113	(3,126.11)	(3,451.51)
601-1201-54210-004-115	(9,912.23)	(10,048.34)
601-1201-54210-004-119	(3,250.42)	(1,837.23)
601-1201-54210-004-120	(6,786.56)	(7,203.23)
601-1201-54210-004-130	(27,064.64)	0.00
601-1201-54210-004-132	(513.49)	(730.51)
601-1201-54210-004-133	(74.11)	(79.19)
601-1201-54210-004-140	(20.71)	(9.51)
601-1201-54210-004-151	(6,416.47)	(6,310.37)
601-1201-54210-004-160	(1,294.05)	(2,607.89)
601-1201-54210-005-101	(179,836.53)	(176,121.90)
601-1201-54210-005-107	(4,134.05)	(6,861.36)
601-1201-54210-005-108	(9,864.45)	(11,937.45)
601-1201-54210-005-109	(3,621.61)	(5,149.82)
601-1201-54210-005-110	(99.21)	(890.86)
601-1201-54210-005-113	(3,934.59)	(4,515.17)
601-1201-54210-005-115	(22,557.19)	(23,447.23)
601-1201-54210-005-119	(8,231.17)	(3,714.59)
601-1201-54210-005-120	(16,675.73)	(16,753.68)
601-1201-54210-005-130	(104,019.68)	0.00
601-1201-54210-005-132	(3,423.95)	(2,714.22)
601-1201-54210-005-133	(280.15)	(287.82)
601-1201-54210-005-140	(74.28)	(56.10)
601-1201-54210-005-151	(17,293.98)	(14,098.11)
601-1201-54210-005-160	(4,378.93)	(7,773.45)
601-1201-54210-006-101	(9,776.32)	(11,030.60)
601-1201-54210-006-107	(695.76)	(547.69)
601-1201-54210-006-108	(1,516.40)	(309.52)
601-1201-54210-006-109	(285.44)	(285.44)
601-1201-54210-006-120	(872.43)	(860.40)
601-1201-54210-006-130	(4,888.64)	0.00
601-1201-54210-006-132	(278.50)	(243.63)
601-1201-54210-006-133	(19.08)	(18.37)
601-1201-54210-006-140	(5.22)	(5.08)
601-1201-54210-006-151	(940.09)	(823.16)
601-1201-54210-006-160	(12.62)	(23.76)
601-1201-54210-037-101	(5,417.47)	(3,404.02)
601-1201-54210-037-113	(17.19)	
601-1201-54210-037-115	(332.82)	(1,186.35)
601-1201-54210-037-120	(402.65)	(338.68)
601-1202-54211-000-219	(49,596.40)	(39,120.84)
601-1202-54211-000-390	(297.45)	(5,395.10)
601-1203-48910-000-000	840.25	915.70
601-1203-48920-000-000	286.59	1,215.79
601-1203-54212-000-101	(76,754.73)	(78,103.92)
601-1203-54212-000-107	(1,212.56)	(5,246.24)
601-1203-54212-000-108	(9,039.43)	(6,213.33)
601-1203-54212-000-109	(1,399.53)	(1,819.12)

County of Wood
BALANCE SHEET SUMMARY
Edgewater Haven Nursing Home
Friday, April 30, 2021

	2021	2020
601-1203-54212-000-110	(723.36)	(104.08)
601-1203-54212-000-115	(8,326.25)	(6,106.38)
601-1203-54212-000-119	(369.73)	(103.10)
601-1203-54212-000-120	(7,148.74)	(7,083.28)
601-1203-54212-000-130	(36,937.84)	(44,427.10)
601-1203-54212-000-132	(1,248.23)	(1,386.15)
601-1203-54212-000-133	(90.27)	(137.70)
601-1203-54212-000-140	(21.87)	(35.31)
601-1203-54212-000-151	(5,990.00)	(5,391.16)
601-1203-54212-000-160	(1,289.70)	(2,191.06)
601-1203-54212-000-219	(510.13)	(442.75)
601-1203-54212-000-331	(136.08)	(80.51)
601-1203-54212-000-341	(71,961.17)	(64,022.21)
601-1203-54212-000-344	(404.83)	(162.50)
601-1203-54212-000-817	(4,860.00)	
601-1204-54213-000-219	(33,064.28)	(16,707.24)
601-1204-54213-000-341	(16.53)	
601-1204-54213-000-344	(549.29)	(1,775.96)
601-1205-48500-000-000	28,361.98	0.00
601-1205-49240-000-000	114,434.73	269,312.35
601-1205-54214-000-101	(28,290.48)	(28,396.98)
601-1205-54214-000-107	(506.97)	(299.62)
601-1205-54214-000-108	(583.68)	(427.49)
601-1205-54214-000-109	(698.40)	(552.24)
601-1205-54214-000-119	(349.83)	(168.17)
601-1205-54214-000-120	(2,157.10)	(2,105.08)
601-1205-54214-000-130	(9,777.20)	(11,539.34)
601-1205-54214-000-132	(370.36)	(326.77)
601-1205-54214-000-133	(59.52)	(36.84)
601-1205-54214-000-140	(5.80)	(10.13)
601-1205-54214-000-151	(2,222.21)	(2,017.85)
601-1205-54214-000-160	(412.99)	(782.80)
601-1205-54214-000-219	(18,682.16)	(14,948.51)
601-1205-54214-000-222	(6,320.55)	(6,518.48)
601-1205-54214-000-224	(22,875.63)	(22,065.58)
601-1205-54214-000-226	(23,633.93)	(21,427.36)
601-1205-54214-000-241	(700.00)	
601-1205-54214-000-243	(3,084.62)	(4,725.95)
601-1205-54214-000-331	(11.20)	(41.97)
601-1205-54214-000-344	(3,788.71)	(6,244.08)
601-1205-54214-000-399	(100.00)	
601-1205-54214-000-822	(3,162.00)	
601-1208-46521-017-000	200.00	200.00
601-1208-54217-000-101	(29,651.88)	(31,682.27)
601-1208-54217-000-107	(186.99)	(220.50)
601-1208-54217-000-108	(2,287.33)	(1,439.40)
601-1208-54217-000-109	(668.64)	(668.64)
601-1208-54217-000-120	(2,331.47)	(2,415.69)
601-1208-54217-000-130	(9,777.20)	(11,608.08)
601-1208-54217-000-132	(647.56)	(573.35)
601-1208-54217-000-133	(38.16)	(37.23)
601-1208-54217-000-140	(5.22)	(5.06)
601-1208-54217-000-151	(2,185.31)	(1,931.71)
601-1208-54217-000-160	(464.26)	(893.26)
601-1208-54217-000-229	(4,960.04)	(4,646.28)
601-1208-54217-000-344	(824.91)	(1,615.86)
601-1209-46521-016-000	750.00	
601-1209-54218-000-101	(33,039.43)	(34,651.01)
601-1209-54218-000-107	(435.68)	(508.99)
601-1209-54218-000-108	(2,571.03)	(1,244.77)
601-1209-54218-000-109	(858.24)	(858.24)
601-1209-54218-000-120	(2,709.36)	(2,723.78)

County of Wood
BALANCE SHEET SUMMARY
Edgewater Haven Nursing Home
Friday, April 30, 2021

	2021	2020
601-1209-54218-000-130	(9,777.20)	(11,728.53)
601-1209-54218-000-132	(809.98)	(745.65)
601-1209-54218-000-133	(31.50)	(22.22)
601-1209-54218-000-140	(10.44)	(10.31)
601-1209-54218-000-151	(2,733.82)	(2,518.63)
601-1209-54218-000-160	(549.61)	(997.18)
601-1209-54218-000-170	(170.00)	(170.00)
601-1209-54218-000-172	(190.00)	
601-1210-41110-000-000	310,402.32	403,741.68
601-1210-43240-000-000	241,496.17	109,523.67
601-1210-48100-000-000	36.05	46.15
601-1210-54219-000-101	(81,378.10)	(83,552.36)
601-1210-54219-000-107	(4,509.71)	(1,014.23)
601-1210-54219-000-108	(3,492.92)	(3,568.54)
601-1210-54219-000-109	(2,274.32)	(2,290.67)
601-1210-54219-000-110	(921.20)	
601-1210-54219-000-120	(6,752.37)	(6,565.00)
601-1210-54219-000-130	(23,786.92)	(26,716.56)
601-1210-54219-000-132	(1,406.60)	(1,298.92)
601-1210-54219-000-133	(65.06)	(58.50)
601-1210-54219-000-140	(23.34)	(22.71)
601-1210-54219-000-151	(6,510.77)	(6,115.77)
601-1210-54219-000-160	(87.33)	(176.06)
601-1210-54219-000-172	(50.00)	260.00
601-1210-54219-000-212	(1,500.00)	(3,500.00)
601-1210-54219-000-215	(6,440.40)	(11,317.10)
601-1210-54219-000-221	(4,453.70)	(5,006.15)
601-1210-54219-000-230	(3,533.32)	(3,343.32)
601-1210-54219-000-311	(1,963.24)	(2,469.30)
601-1210-54219-000-312	(462.18)	(560.62)
601-1210-54219-000-328	(30.00)	
601-1210-54219-000-331	(166.26)	(821.72)
601-1210-54219-000-341	(53,730.00)	(41,990.00)
601-1210-54219-000-344	(376.12)	(730.31)
601-1210-54219-000-511	(10,086.68)	(9,615.00)
601-1210-54219-001-324	(855.11)	(1,307.49)
601-1210-54219-015-900	(143,989.96)	(27,701.11)
601-1210-54319-000-700	(99,712.99)	(7,184.42)
601-1210-57940-000-540	(73,964.24)	(75,190.16)
601-1201-48990-000-000		558.00
601-1201-54210-000-130		(286,134.46)
601-1201-54210-000-311		(62.94)
601-1201-54210-000-331		(121.90)
601-1201-54210-000-332		(12.00)
601-1204-54213-000-156		(155.93)
601-1208-54217-000-115		(5.42)
601-1210-54219-000-332		(12.87)
601-1210-54219-000-336		(7.20)
601-1210-54219-000-399		(219.90)
Total Income summary	(101,394.58)	93,484.34
Total Fund Equity	2,928,163.31	3,572,617.19
TOTAL LIABILITIES & FUND EQUITY	4,547,884.13	7,165,432.25

County of Wood
BALANCE SHEET SUMMARY
 Human Services Department-Community
 Friday, April 30, 2021

	<u>2021</u>	<u>2020</u>
ASSETS		
Cash and investments	169,990.08	118,563.18
Receivables:		
Miscellaneous	674,083.14	618,446.87
Due from other governments	2,327,032.31	1,930,180.29
Due from other funds	7,154,425.76	7,353,707.55
Prepaid expenses/expenditures	55,473.36	32,958.75
TOTAL ASSETS	<u>10,381,004.65</u>	<u>10,053,856.64</u>
 LIABILITIES AND FUND EQUITY		
Liabilities:		
Vouchers payable	269,300.00	269,300.00
Accrued compensation	394,387.03	345,546.15
Special deposits	12,203.75	11,856.00
Due to other governments	2,851,344.98	2,728,411.26
Deferred revenue	1,427,566.02	1,275,814.99
Deferred property tax	4,622,896.04	5,074,244.68
Total Liabilities	<u>9,577,697.82</u>	<u>9,705,173.08</u>
Fund Equity:		
Retained earnings:		
Fund Balance:		
Reserved for contingencies	295,447.62	231,680.31
Reserved for prepaid expenditures	21,128.43	21,128.43
Undesignated	(153,234.00)	(414,289.91)
Income summary	639,964.78	510,164.73
Total Fund Equity	<u>803,306.83</u>	<u>348,683.56</u>
TOTAL LIABILITIES & FUND EQUITY	<u>10,381,004.65</u>	<u>10,053,856.64</u>

County of Wood
BALANCE SHEET SUMMARY
 Human Services Department-Community
 Friday, April 30, 2021

	2021	2020
ASSETS		
Cash and investments:		
211-4000-11200-000-000 Cash-Community-WC/HS Board 01290-078	107,607.52	81,519.68
211-4000-11210-099-000 Cash Donated-Community	38,375.26	23,990.50
211-4000-11220-000-000 Cash Deposits to Treasurer	11,560.55	594.00
211-4000-11510-001-000 Restricted Cash - Resiliency Coalition	11,831.75	11,844.00
211-4000-11800-099-000 Petty Cash-Community	615.00	615.00
	169,990.08	118,563.18
Receivables:		
Miscellaneous:		
211-4000-13100-000-000 Accounts Receivable-Community	(4,964.97)	564.01
211-4000-13421-080-000 Accounts Receivable-Cty-Transportation	(1,550.79)	15,744.15
211-4000-13426-075-000 Accounts Receivable-Community-CRS	0.00	14,212.97
211-4000-13430-000-000 Accounts Receivable-Community TCM	1,370,198.13	990,308.36
211-4000-13925-099-000 Allowance for Bad Debts-Community	(367,215.05)	(260,235.75)
211-4000-13935-099-000 Allowance for Contractual Adjustments-Community	(322,384.18)	(142,146.87)
	674,083.14	618,446.87
Due from other governments:		
211-4000-14201-000-000 Due from State-Community-DCF	179,779.96	168,240.48
211-4000-14210-000-000 Due from State-Community	1,389,482.22	1,008,347.22
211-4000-14212-000-000 Due from State-Community-Daycare	14,591.17	7,739.54
211-4000-14220-000-000 Due from State-Community-IM	488,589.50	588,576.75
211-4000-14235-000-000 Due from State-Community-WHEP	23,858.21	16,128.30
211-4000-14265-000-000 Due from State-Community-DOC YA	224,673.23	141,148.00
211-4000-14272-100-000 Due from Family Health Center - JDP	6,058.02	
	2,327,032.31	1,930,180.29
Due from other funds:		
211-4000-15100-000-000 Due to General Fund-Community	7,154,425.76	7,353,707.55
	7,154,425.76	7,353,707.55
Prepaid expenses/expenditures:		
211-4000-16200-000-000 Prepaid Expense-Community	55,473.36	32,958.75
	55,473.36	32,958.75
TOTAL ASSETS	10,381,004.65	10,053,856.64
LIABILITIES AND FUND EQUITY		
Liabilities:		
Vouchers payable:		
211-4000-21130-099-000 Accounts Payable-Community-FamilyCareCont-BCA	269,300.00	269,300.00
	269,300.00	269,300.00
Accrued compensation:		
211-4000-21701-000-000 Accrued Wages Payable-Community	394,387.03	345,546.15
	394,387.03	345,546.15
Special deposits:		
211-4000-23601-099-000 Juvenile Restitutions-Community	372.00	12.00

County of Wood
BALANCE SHEET SUMMARY
 Human Services Department-Community
 Friday, April 30, 2021

		<u>2021</u>	<u>2020</u>
211-4000-23610-001-000	Funds Held - Resiliancy Coalition	11,831.75	11,844.00
	Total Special deposits	<u>12,203.75</u>	<u>11,856.00</u>
Due to other governments:			
211-4000-24273-200-000	Due to Community Foundation-Community	4,263.04	4,263.04
211-4000-24273-201-000	Due to Community Foundation-Community-PathwaysProj	10,534.16	10,534.16
211-4000-24273-300-000	Project Lifesaver-Community	26,596.18	23,319.10
211-4000-24276-000-000	Due to WE Energy Fund-Community	2,312.45	2,152.45
211-4000-24289-000-000	Due to Various Providers-Community	8,755.18	1,280.86
211-4000-24290-099-000	Due to State-Community-DCF/DHS	(60,142.99)	95,179.25
211-4000-24301-000-000	Northern IM Consortium	52,312.00	0.00
211-4000-24301-100-000	Northern IM Consortium-TPL MA	37,182.22	37,182.22
211-4000-24301-300-000	Northern IM Consortium-FS-Bonus Incentives	2,186,545.87	2,257,939.00
211-4000-24301-400-000	Northern IM Consortium-Estate Recovery Incentives	240,389.78	148,430.09
211-4000-24301-500-000	Northern IM Consotrium-GPR Carryover	342,597.09	148,131.09
	Total Due to other governments	<u>2,851,344.98</u>	<u>2,728,411.26</u>
Deferred revenue:			
211-4000-26600-000-000	Deferred Revenue-Cummunity-Public Charges	1,414,260.02	1,262,508.99
211-4000-26000-099-000	Deferred Revenue-Community-CSP/CCS Marshfield Move	13,306.00	13,306.00
	Total Deferred revenue	<u>1,427,566.02</u>	<u>1,275,814.99</u>
Deferred property tax:			
211-4000-26110-000-000	Deferred Property Taxes-Current Year-Community	4,622,896.04	5,074,244.68
	Total Deferred property tax	<u>4,622,896.04</u>	<u>5,074,244.68</u>
	Total Liabilities	<u>9,577,697.82</u>	<u>9,705,173.08</u>
	Fund Equity:		
	Retained earnings:		
	Fund Balance:		
Reserved for contingencies:			
211-4000-34112-002-000	Fund Balance Assigned-Community-Elderly Transp Co	295,447.62	231,680.31
	Total Reserved for contingencies	<u>295,447.62</u>	<u>231,680.31</u>
Reserved for prepaid expenditures:			
211-0000-34120-000-000	Fund Balance Nonspendable-GENERAL GOVERNMENT---	21,128.43	21,128.43
	Total Reserved for prepaid expenditures	<u>21,128.43</u>	<u>21,128.43</u>
Undesignated:			
211-0000-34300-000-000	Fund Balance-Human Services	1,059,168.52	798,112.61
211-4000-34300-000-000	Fund Bal Unassigned-Def Revenue	(1,212,402.52)	(1,212,402.52)
	Total Undesignated	<u>(153,234.00)</u>	<u>(414,289.91)</u>
Income summary:			
211-4001-43561-306-000	CW Safe & Stable Families	21,071.00	3,987.00
211-4001-43561-377-000	CW Kinship Care Benefits	93,651.00	77,503.00
211-4001-43561-380-000	CW Kinship Care Assessments	2,354.00	870.00
211-4001-43561-394-000	CW Foster Parent Recruitment Incentive	3,492.00	
211-4001-43561-396-000	CW Foster Parent IV Foster Parent Training	496.07	387.92
211-4001-43561-561-000	CW Children & Families Allocation	453,860.00	443,057.00
211-4001-43561-619-000	CW Extraordinary Payment (EPR)	6,045.00	18,231.71
211-4001-43561-632-000	DCF CW TSSF Time-Limited Resources	46,900.00	44,000.00
211-4001-46530-560-000	CW Alternate Child Care Support Collections	37,055.86	23,457.21
211-4001-46530-561-000	CW Alternate Care SSI/Soc Security Collections	24,164.56	14,398.81
211-4001-46530-563-000	Prior Year Provider Refunds	509.00	

County of Wood
BALANCE SHEET SUMMARY
 Human Services Department-Community
 Friday, April 30, 2021

	2021	2020
211-4001-54401-306-251	(11,676.50)	(3,986.50)
211-4001-54401-324-290	(918.90)	(1,313.50)
211-4001-54401-377-700	(88,874.37)	(77,503.34)
211-4001-54401-380-990	(1,130.21)	(870.00)
211-4001-54401-394-291	(3,491.25)	
211-4001-54401-395-290	(935.89)	(969.79)
211-4001-54401-561-101	(443,983.95)	(346,052.51)
211-4001-54401-561-107	(6,342.79)	(11,825.28)
211-4001-54401-561-108	(12,710.33)	(18,863.51)
211-4001-54401-561-109	(16,582.67)	(12,684.70)
211-4001-54401-561-110	(496.76)	(629.58)
211-4001-54401-561-115	(1,443.60)	(305.88)
211-4001-54401-561-119	(3,089.00)	(2,873.50)
211-4001-54401-561-120	(34,802.90)	(28,356.69)
211-4001-54401-561-130	(145,568.08)	(164,297.34)
211-4001-54401-561-132	(3,044.48)	(4,117.01)
211-4001-54401-561-133	(357.60)	(291.47)
211-4001-54401-561-140	(101.88)	(62.44)
211-4001-54401-561-151	(32,153.40)	(25,936.78)
211-4001-54401-561-156	(787.37)	
211-4001-54401-561-160	(3,650.29)	(6,167.65)
211-4001-54401-561-172	(1,950.00)	111.00
211-4001-54401-561-221	(629.22)	(236.78)
211-4001-54401-561-331	(20,748.63)	(14,988.38)
211-4001-54401-561-332	(28.52)	(99.05)
211-4001-54401-561-341	(1,684.67)	(1,448.10)
211-4001-54401-561-990	3,773.28	268.75
211-4001-54401-562-290	(1,885.81)	(6,439.28)
211-4001-54401-562-291	(930.30)	(894.40)
211-4001-54401-563-290	(250.00)	(75.00)
211-4001-54401-563-293	(40,770.07)	(31,344.86)
211-4001-54401-564-290	(254,980.34)	(209,346.25)
211-4001-54401-564-293	(27,086.90)	(45,599.16)
211-4001-54401-564-294	(109,680.00)	(53,690.07)
211-4001-54401-564-295	(5,217.14)	(5,732.00)
211-4001-54401-566-292	(784.96)	(2,119.48)
211-4001-54401-574-251	(481.80)	(234.00)
211-4001-54401-632-390	(16,438.12)	(22,167.57)
211-4005-43561-254-000	14,464.23	
211-4005-43561-414-000	580.00	
211-4005-43561-415-000	606,315.00	629,423.00
211-4005-43561-418-000	3,963.00	7,990.00
211-4005-43561-619-000	6,045.00	29,847.61
211-4005-46530-415-000	478.92	
211-4005-46530-420-000	221.02	26.40
211-4005-46530-430-000	3,337.51	3,980.13
211-4005-46530-440-000	4,186.97	3,945.12
211-4005-54405-254-341	(14,807.06)	
211-4005-54405-415-101	(268,469.42)	(317,616.70)
211-4005-54405-415-107	(8,964.98)	(15,910.45)
211-4005-54405-415-108	(20,317.50)	(14,905.08)
211-4005-54405-415-109	(10,556.43)	(12,298.91)
211-4005-54405-415-115	(1,061.72)	(932.17)
211-4005-54405-415-119	(1,804.00)	(2,683.50)
211-4005-54405-415-120	(22,389.79)	(26,180.33)
211-4005-54405-415-130	(90,859.60)	(104,980.77)
211-4005-54405-415-132	(4,062.49)	(5,330.06)
211-4005-54405-415-133	(233.62)	(330.72)
211-4005-54405-415-140	(50.36)	(51.04)
211-4005-54405-415-151	(20,776.95)	(24,499.40)
211-4005-54405-415-160	(3,028.45)	(7,697.39)
211-4005-54405-415-172	(250.00)	(240.00)

County of Wood
BALANCE SHEET SUMMARY
 Human Services Department-Community
 Friday, April 30, 2021

	2021	2020	
211-4005-54405-415-331	YA Mileage	(5,266.34)	(7,681.40)
211-4005-54405-415-341	YA Operating Supplies & Expense	(287.31)	(97.28)
211-4005-54405-415-990	YA Cost Allocation	355.37	(348.14)
211-4005-54405-416-290	YA Foster Homes	(16,498.74)	(23,999.36)
211-4005-54405-416-293	YA Child Care Institution	(199,941.20)	(296,012.99)
211-4005-54405-417-291	YA Group Activities	(11.93)	(66.80)
211-4005-54405-418-290	YA Planning, Placement & Supervision	(27,522.72)	(1,677.00)
211-4005-54405-418-294	YA Intensive Supervision	(124.61)	(176.89)
211-4005-54405-418-295	YA Electronic Monitoring	(287.00)	(1,533.00)
211-4005-54405-418-298	YA Assessments	(850.00)	
211-4005-54405-419-252	YA AODA Counseling----Special Services	(3,675.67)	(2,985.42)
211-4005-54405-419-291	YA Juvenile Detention	(3,100.00)	(7,175.00)
211-4010-43561-831-000	ChildCare Certification	23,206.82	15,730.00
211-4010-43561-852-000	ChildCare Admin & Operations	26,316.00	22,236.00
211-4010-46530-833-000	Daycare Certification/Recertification Fees	200.00	50.00
211-4010-46530-900-000	ChildCare Agency Collections #9006	20,000.00	20,000.00
211-4010-54410-831-101	ChildCare Wages	(29,776.20)	(27,781.07)
211-4010-54410-831-107	ChildCare Sick	(1,976.60)	(823.81)
211-4010-54410-831-108	ChildCare Vacation	(1,783.19)	(2,477.53)
211-4010-54410-831-109	ChildCare Holiday	(1,220.01)	(1,030.44)
211-4010-54410-831-110	Childcare Funeral/Jury/Other pay	(384.25)	(192.12)
211-4010-54410-831-120	ChildCare FICA	(2,467.06)	(2,344.24)
211-4010-54410-831-130	ChildCare Health Ins	(10,452.16)	(12,568.68)
211-4010-54410-831-132	ChildCare Post Employment Benefits	(408.28)	(410.20)
211-4010-54410-831-133	ChildCare Vision Ins	(66.91)	(46.18)
211-4010-54410-831-140	ChildCare Life Insurance	(11.98)	(5.51)
211-4010-54410-831-151	ChildCare Retirement	(2,371.96)	(2,146.11)
211-4010-54410-831-160	ChildCare Workers Compensation	(31.84)	(60.17)
211-4010-54410-831-172	ChildCare Conferences/Training/CPE	(20.00)	
211-4010-54410-831-331	ChildCare Mileage	(98.19)	(371.80)
211-4010-54410-831-341	Human Services-Childcare Cert Program Exp	(116.47)	
211-4010-54410-831-990	ChildCare Provided Services	17,806.89	19,097.46
211-4010-54410-831-999	ChildCare Certification AMSO	(980.51)	376.12
211-4010-54410-840-990	ChildCare Training Provided Staff	(3,606.30)	(3,495.17)
211-4010-54410-852-990	ChildCare Ess Administration	(3,942.11)	(2,871.01)
211-4013-43567-472-000	State Grants-Aging Transportation	127,191.00	128,255.97
211-4013-43567-572-000	State Grants-Aging Transp	105,724.00	102,403.00
211-4013-46530-572-000	Transportation Jitney-Private Pay	3,758.55	5,435.58
211-4013-46530-572-999	Transportation Escort - Private Pay	1,369.86	1,755.32
211-4013-46531-572-000	Transportation Jitney-Insurance	7,506.00	20,251.50
211-4013-46531-572-999	Transportation Escort-Insurance	3,275.42	8,078.39
211-4013-54413-472-101	Transp Admin Wages	(15,279.06)	(14,846.89)
211-4013-54413-472-107	Transp Admin Sick	(646.85)	(1,004.60)
211-4013-54413-472-108	Transp Admin Vacation	(568.59)	(147.86)
211-4013-54413-472-109	Transp Admin Holiday	(637.53)	(634.36)
211-4013-54413-472-120	Transp Admin FICA	(1,236.75)	(1,194.76)
211-4013-54413-472-130	Transp Admin Health Ins	(7,753.68)	(9,317.97)
211-4013-54413-472-132	Transp Admin OPEB	(260.29)	(259.64)
211-4013-54413-472-133	Transp Admin Vision Ins	(18.48)	(18.48)
211-4013-54413-472-140	Transp Admin Life Insurance	(5.36)	(5.36)
211-4013-54413-472-151	Transp Admin Retirement	(1,156.45)	(1,122.80)
211-4013-54413-472-160	Transp Admin Workers Compensation	(15.47)	(33.27)
211-4013-54413-472-331	Transp Admin Mileage	(111.52)	(7.77)
211-4013-54413-472-990	Transp Admin Cost Alloc	1,379.89	2,134.89
211-4013-54413-572-101	Transp Admin Wages	(22,867.03)	(28,157.96)
211-4013-54413-572-107	Transp Admin Sick	(520.68)	(488.42)
211-4013-54413-572-108	Transp Admin Vacation	(957.46)	(845.08)
211-4013-54413-572-109	Transp Admin Holiday	(893.16)	(1,003.89)
211-4013-54413-572-120	Transp Admin FICA	(1,856.23)	(2,260.68)
211-4013-54413-572-130	Transp Admin Health Ins	(15,016.64)	(18,207.36)
211-4013-54413-572-132	Transp Admin OPEB	(504.69)	(505.80)
211-4013-54413-572-133	Transp Admin Vision Ins	(20.00)	(21.25)

County of Wood
BALANCE SHEET SUMMARY
 Human Services Department-Community
 Friday, April 30, 2021

	2021	2020
211-4013-54413-572-140	(9.28)	(9.86)
211-4013-54413-572-151	(1,703.66)	(2,252.37)
211-4013-54413-572-160	(314.33)	(802.48)
211-4013-54413-572-219	(16.84)	
211-4013-54413-572-242	(2,927.65)	(4,320.84)
211-4013-54413-572-243	(12,024.50)	(16,282.24)
211-4013-54413-572-334	(7,563.97)	(9,227.79)
211-4013-54413-572-341	(280.17)	(294.63)
211-4013-54413-572-343	(3,870.45)	(6,079.22)
211-4013-54413-572-511	(3,506.00)	(3,411.32)
211-4020-43561-283-000	257,428.89	290,271.80
211-4020-43561-291-000	68,292.23	48,411.67
211-4020-43561-294-000	257,831.61	290,271.80
211-4020-43561-297-000	66,777.77	72,988.00
211-4020-46530-909-000	(11,710.00)	2,100.00
211-4020-46600-000-000	23,846.99	
211-4020-54420-000-101	(15,710.72)	
211-4020-54420-000-107	(273.60)	
211-4020-54420-000-109	(565.44)	
211-4020-54420-000-120	(1,236.11)	
211-4020-54420-000-130	(4,737.20)	
211-4020-54420-000-151	(1,117.14)	
211-4020-54420-000-160	(206.78)	
211-4020-54420-283-101	(253,428.55)	(257,192.34)
211-4020-54420-283-107	(10,184.32)	(8,740.56)
211-4020-54420-283-108	(14,393.29)	(13,359.62)
211-4020-54420-283-109	(10,252.43)	(9,890.27)
211-4020-54420-283-110	(121.64)	
211-4020-54420-283-120	(20,503.92)	(20,608.15)
211-4020-54420-283-130	(93,419.60)	(107,902.95)
211-4020-54420-283-132	(4,918.91)	(5,205.50)
211-4020-54420-283-133	(320.58)	(326.69)
211-4020-54420-283-140	(73.46)	(67.75)
211-4020-54420-283-151	(19,403.03)	(19,676.31)
211-4020-54420-283-160	(261.07)	(583.46)
211-4020-54420-283-172	(200.00)	
211-4020-54420-283-251	(224.24)	0.00
211-4020-54420-283-331	(5.54)	(98.05)
211-4020-54420-283-990	312.51	1,701.50
211-4020-54420-283-999	(15,770.08)	(17,768.21)
211-4020-54420-297-101	(32,012.82)	(33,843.48)
211-4020-54420-297-107	(1,644.97)	(495.22)
211-4020-54420-297-108	(2,626.67)	(2,076.30)
211-4020-54420-297-109	(1,370.37)	(1,061.11)
211-4020-54420-297-110	(447.56)	(307.60)
211-4020-54420-297-120	(2,689.59)	(2,735.18)
211-4020-54420-297-130	(9,625.84)	(11,570.31)
211-4020-54420-297-132	(529.07)	(529.95)
211-4020-54420-297-133	(43.92)	(25.96)
211-4020-54420-297-140	(9.28)	(4.64)
211-4020-54420-297-151	(2,571.90)	(2,550.39)
211-4020-54420-297-160	(34.46)	(76.64)
211-4020-54420-297-221	25.17	
211-4020-54420-297-251	(1,819.27)	(4,712.25)
211-4020-54420-297-990	2,827.46	1,159.05
211-4025-43300-363-000	3,598.00	
211-4025-43561-200-000	56,095.28	69,369.72
211-4025-43561-230-000	1,042,189.00	998,214.00
211-4025-43561-398-000	34,159.00	16,237.00
211-4025-43561-401-000	77,624.00	51,491.00
211-4025-43561-409-000	34,876.00	27,607.00
211-4025-43561-700-000	6,767.00	4,004.00

County of Wood
BALANCE SHEET SUMMARY
 Human Services Department-Community
 Friday, April 30, 2021

	<u>2021</u>	<u>2020</u>
211-4025-54425-100-101	FSET - Adolescent Diversion (ADP) Wages	(9,774.79)
211-4025-54425-100-108	FSET - Adolescent Diversion (ADP) Vacation	(195.20)
211-4025-54425-100-109	FSET - Adolescent Diversion (ADP) Holiday	(360.36)
211-4025-54425-100-120	FSET - Adolescent Diversion (ADP) FICA	(738.21)
211-4025-54425-100-130	FSET - Adolescent Diversion (ADP) Health Insurance	(2,605.44)
211-4025-54425-100-132	FSET - Adolescent Diversion (ADP) OPEB	(206.57)
211-4025-54425-100-151	FSET - Adolescent Diversion (ADP) Retirement	(697.29)
211-4025-54425-100-160	FSET - Adolescent Diversion (ADP) Workers Comp	(9.35)
211-4025-54425-100-290	FSET - Adolescent Diversion (ADP) Contracts	(59,799.56)
211-4025-54425-100-341	FSET - Adolescent Diversion (ADP) Program Expense	(996.32)
211-4025-54425-100-990	FSET - Adolescent Diversion (ADP) Cost Allocation	(39.54)
211-4025-54425-200-101	TRA ILS-ETV Wages	(7,389.79) (18,023.01)
211-4025-54425-200-107	TRA ILS-ETV Sick	(6.87) (68.65)
211-4025-54425-200-108	TRA ILS-ETV Vacation	(4,064.08)
211-4025-54425-200-109	TRA ILS-ETV Holiday	(425.63) (629.78)
211-4025-54425-200-120	TRA ILS-ETV FICA	(896.84) (1,361.57)
211-4025-54425-200-130	TRA ILS-ETV Health Insurance	(4,737.20) (5,697.00)
211-4025-54425-200-132	TRA ILS-ETV OPEB	(132.78) (374.43)
211-4025-54425-200-133	TRA ILS-ETV Vision Insurance	(4.24) (16.96)
211-4025-54425-200-140	TRA ILS-ETV Life Insurance	(2.32) (4.64)
211-4025-54425-200-151	TRA ILS-ETV Retirement	(448.10) (1,263.68)
211-4025-54425-200-160	TRA ILS-ETV Worker's Compensation	(100.14) (490.52)
211-4025-54425-200-290	TRA ILS-ETV Contractual Services Other	(29,233.61) (22,718.58)
211-4025-54425-200-341	TRA ILS-ETV Operating Supplies & Expense	(3,876.45) (4,192.08)
211-4025-54425-200-701	TRA ILS-ETV Bright Stars Scholarships	(34,757.75) (16,236.37)
211-4025-54425-200-990	TRA ILS-ETV Cost Allocation	(2,070.85) (4,181.10)
211-4025-54425-230-101	FSET Wages	(136,845.43) (136,882.28)
211-4025-54425-230-107	FSET Sick	(6,645.25) (8,718.03)
211-4025-54425-230-108	FSET Vacation	(2,944.43) (4,726.63)
211-4025-54425-230-109	FSET Holiday	(5,297.74) (5,467.45)
211-4025-54425-230-120	FSET FICA	(10,960.88) (11,248.65)
211-4025-54425-230-130	FSET Health Ins	(46,551.36) (56,077.47)
211-4025-54425-230-132	FSET Post Employment Benefits	(2,032.69) (2,075.05)
211-4025-54425-230-133	FSET Vision Insurance	(85.84) (81.48)
211-4025-54425-230-140	FSET Life Insurance	(31.44) (21.48)
211-4025-54425-230-151	FSET Retirement	(10,187.41) (10,726.24)
211-4025-54425-230-160	FSET Workers Compensation	(210.86) (624.72)
211-4025-54425-230-291	FSET North Central reg Prog Improv	(515,279.95) (478,858.40)
211-4025-54425-230-331	FSET Mileage	(345.45) (1,853.98)
211-4025-54425-230-341	FSET Program Supplies	(387.39) (2,478.32)
211-4025-54425-230-531	FSET Program Rent	(1,144.00) (572.00)
211-4025-54425-230-700	FSET Supportive Services	(185,880.24) (172,259.45)
211-4025-54425-230-990	FSET Cost Allocation	2,069.81 654.90
211-4025-54425-235-700	FSET Job Retention Supportive Services	(58,925.25) (36,748.63)
211-4025-54425-363-700	ILS C-19 EMERGENCY EXPENSE-3363	(3,598.15)
211-4025-54425-401-290	Brighter Future Initiative (BFI) Contract Services	(74,452.70) (50,901.75)
211-4025-54425-401-340	Brighter Future Initiative (BFI) Program Expense	(2,728.10)
211-4025-54425-401-990	Brighter Future Initiative (BFI) Cost Allocation	(442.70) (589.28)
211-4025-54425-409-290	YJ Innovation Grant Contracted Services	(33,436.96) (27,352.62)
211-4025-54425-409-341	YJ Innovation Grant Program Expenses	(30.30) (255.19)
211-4025-54425-700-290	FSET Childres First Client Services	(6,767.21) (4,004.64)
211-4035-43561-442-000	LIHEAP State Aid	44,979.29 39,934.05
211-4035-54435-200-101	WHEAP Operations Wages	(14,109.36) (10,324.60)
211-4035-54435-200-107	WHEAP Operations Sick	(420.88) (1,424.27)
211-4035-54435-200-108	WHEAP Operataions Vacation	(852.16) (1,104.97)
211-4035-54435-200-109	WHEAP Operations Holiday	(554.71) (548.83)
211-4035-54435-200-120	WHEAP Operations FICA	(1,148.29) (951.44)
211-4035-54435-200-130	WHEAP Operations Health Ins	(5,455.36) (6,560.37)
211-4035-54435-200-132	WHEAP Operations OPEB	(300.42) (251.81)
211-4035-54435-200-133	WHEAP Operations Vision Ins	(27.44) (27.44)
211-4035-54435-200-140	WHEAP Operations Life Insurance	(4.88) (4.88)
211-4035-54435-200-151	WHEAP Operations Retirement	(1,075.88) (904.78)

County of Wood
BALANCE SHEET SUMMARY
 Human Services Department-Community
 Friday, April 30, 2021

	2021	2020
211-4035-54435-200-160	(14.42)	(26.79)
211-4035-54435-200-172	(70.00)	(100.00)
211-4035-54435-200-221	(94.29)	(96.39)
211-4035-54435-200-252	(17,593.88)	(7,331.88)
211-4035-54435-200-311	(109.62)	(1,182.91)
211-4035-54435-200-331	(1.11)	(336.09)
211-4035-54435-200-990	1,072.30	202.41
211-4040-43561-550-000	113,250.00	137,180.00
211-4040-43561-553-000	11,627.00	
211-4040-46530-550-000	172,647.00	155,654.90
211-4040-46537-026-000	(49,074.73)	(61,141.96)
211-4040-46537-030-000	(23,212.40)	(33,481.50)
211-4040-46537-031-000	(2,880.90)	(16,570.31)
211-4040-54440-550-101	(62,112.26)	(60,822.92)
211-4040-54440-550-107	(850.87)	(3,412.76)
211-4040-54440-550-108	(2,842.68)	(3,339.87)
211-4040-54440-550-109	(2,373.84)	(2,404.69)
211-4040-54440-550-110	(67.36)	(242.15)
211-4040-54440-550-120	(4,866.65)	(4,947.11)
211-4040-54440-550-130	(18,046.88)	(21,672.18)
211-4040-54440-550-132	(1,043.82)	(1,065.42)
211-4040-54440-550-133	(56.32)	(62.32)
211-4040-54440-550-140	(13.04)	(12.56)
211-4040-54440-550-151	(4,607.82)	(4,740.00)
211-4040-54440-550-160	(61.84)	(246.10)
211-4040-54440-550-172	0.00	(74.00)
211-4040-54440-550-221	(546.63)	(125.91)
211-4040-54440-550-295	(78,035.25)	(64,276.71)
211-4040-54440-550-297	(2,010.75)	(663.75)
211-4040-54440-550-331	(600.53)	(1,891.14)
211-4040-54440-550-341	(1,429.69)	(1,082.70)
211-4040-54440-553-390	(11,352.45)	
211-4045-43561-377-000	7,054.00	7,919.00
211-4045-54445-377-290	(4,820.97)	(7,919.11)
211-4045-54445-550-101	(3,995.50)	(4,265.33)
211-4045-54445-550-107	(63.38)	(152.00)
211-4045-54445-550-108	(416.80)	(111.74)
211-4045-54445-550-109	(161.50)	(159.59)
211-4045-54445-550-120	(328.54)	(333.44)
211-4045-54445-550-130	(875.44)	(1,051.92)
211-4045-54445-550-132	(92.75)	(93.79)
211-4045-54445-550-133	(1.36)	(1.36)
211-4045-54445-550-140	(0.88)	(0.88)
211-4045-54445-550-151	(314.19)	(316.51)
211-4045-54445-550-160	(11.15)	(24.09)
211-4045-54445-550-331	(20.44)	(86.46)
211-4050-43561-830-000	126.00	2,004.00
211-4050-43561-833-000	25,182.00	10,600.00
211-4050-46530-830-000	207,283.84	115,722.69
211-4050-54450-550-101	(80,331.06)	(67,217.92)
211-4050-54450-550-107	(1,642.54)	(3,514.40)
211-4050-54450-550-108	(5,786.22)	(3,483.43)
211-4050-54450-550-109	(3,169.02)	(2,622.31)
211-4050-54450-550-110	(44.44)	
211-4050-54450-550-120	(6,412.62)	(5,657.58)
211-4050-54450-550-130	(23,943.52)	(22,910.85)
211-4050-54450-550-132	(1,498.79)	(1,536.77)
211-4050-54450-550-133	(28.32)	(5.36)
211-4050-54450-550-140	(13.84)	(15.12)
211-4050-54450-550-151	(6,141.91)	(5,186.56)
211-4050-54450-550-160	(888.56)	(1,471.12)
211-4050-54450-550-221	(100.04)	(35.69)

County of Wood
BALANCE SHEET SUMMARY
 Human Services Department-Community
 Friday, April 30, 2021

	2021	2020
211-4050-54450-550-311	(108.28)	(1,377.73)
211-4050-54450-550-331	(830.45)	(1,115.45)
211-4050-54450-561-250	(9,732.23)	(2,291.58)
211-4055-43561-561-000	35,093.32	35,067.33
211-4055-46530-561-000	84,142.17	110,213.89
211-4055-46537-026-000	(48,672.62)	(64,680.16)
211-4055-46537-030-000	(21,078.40)	(26,409.60)
211-4055-54455-561-101	(89,108.61)	(94,799.50)
211-4055-54455-561-107	(5,382.36)	(5,423.79)
211-4055-54455-561-108	(7,522.74)	(5,004.97)
211-4055-54455-561-109	(3,704.97)	(3,839.08)
211-4055-54455-561-110	(70.64)	(1,412.18)
211-4055-54455-561-119	(2,075.00)	
211-4055-54455-561-120	(7,565.46)	(7,734.89)
211-4055-54455-561-130	(32,247.28)	(33,157.89)
211-4055-54455-561-132	(1,804.31)	(2,167.40)
211-4055-54455-561-133	(77.00)	(84.44)
211-4055-54455-561-140	(22.76)	(25.54)
211-4055-54455-561-151	(6,956.26)	(7,409.54)
211-4055-54455-561-160	(956.32)	(2,196.91)
211-4055-54455-561-172	(750.00)	(375.00)
211-4055-54455-561-232	(50.11)	(180.81)
211-4055-54455-561-331	(500.94)	(981.64)
211-4055-54455-561-341	(639.92)	(319.76)
211-4055-54455-561-512	(415.00)	(347.00)
211-4060-43561-561-000	95,903.44	95,832.44
211-4060-46530-561-000	185,124.50	228,666.25
211-4060-46537-000-000	(5,888.50)	(34,386.90)
211-4060-46537-025-000	(47,849.70)	(42,216.50)
211-4060-46537-026-000	(31,614.00)	(44,327.25)
211-4060-46537-030-000	(5,218.13)	(8,345.63)
211-4060-46537-031-000	(5,233.20)	(5,982.00)
211-4060-54460-561-101	(262,628.90)	(291,038.66)
211-4060-54460-561-107	(20,012.88)	(13,437.99)
211-4060-54460-561-108	(8,828.30)	(13,427.42)
211-4060-54460-561-109	(10,589.42)	(11,049.92)
211-4060-54460-561-110	(1,666.72)	(1,832.78)
211-4060-54460-561-119	(7,938.49)	(7,823.10)
211-4060-54460-561-120	(22,917.41)	(25,061.79)
211-4060-54460-561-130	(53,779.44)	(70,216.83)
211-4060-54460-561-132	(3,868.01)	(4,274.56)
211-4060-54460-561-133	(118.41)	(101.50)
211-4060-54460-561-140	(43.62)	(33.55)
211-4060-54460-561-151	(21,273.72)	(22,353.75)
211-4060-54460-561-160	(2,909.86)	(7,257.10)
211-4060-54460-561-172	(511.75)	(187.50)
211-4060-54460-561-219	(38,407.56)	(33,511.27)
211-4060-54460-561-331	(36.63)	(148.28)
211-4060-54460-561-340	(350.00)	
211-4060-54460-561-341	(180.61)	(561.78)
211-4065-43561-561-000	29,171.31	29,149.71
211-4065-43561-810-000	19,973.00	19,436.00
211-4065-46530-561-000	817,884.60	690,730.75
211-4065-46530-810-000	9,363.20	7,543.20
211-4065-46537-026-000	(135,959.81)	(36,296.49)
211-4065-46537-032-000	(562.02)	(1,889.54)
211-4065-46537-810-000	(6,318.88)	(5,813.20)
211-4065-46537-810-026	(1,176.00)	(11.20)
211-4065-54465-561-101	(223,567.01)	(263,259.95)
211-4065-54465-561-107	(9,658.63)	(11,631.49)
211-4065-54465-561-108	(17,636.31)	(13,597.92)
211-4065-54465-561-109	(9,489.08)	(10,314.01)

County of Wood
BALANCE SHEET SUMMARY
 Human Services Department-Community
 Friday, April 30, 2021

	2021	2020
211-4065-54465-561-110	(515.16)	(548.35)
211-4065-54465-561-119	(350.00)	
211-4065-54465-561-120	(18,677.85)	(21,243.57)
211-4065-54465-561-130	(69,009.84)	(84,633.03)
211-4065-54465-561-132	(4,029.94)	(5,264.70)
211-4065-54465-561-133	(156.32)	(236.36)
211-4065-54465-561-140	(43.78)	(52.78)
211-4065-54465-561-151	(17,295.90)	(20,202.17)
211-4065-54465-561-160	(3,000.57)	(7,338.56)
211-4065-54465-561-172	(807.75)	(375.00)
211-4065-54465-561-232	(50.12)	(180.82)
211-4065-54465-561-253	(381,276.93)	(301,223.62)
211-4065-54465-561-331	(1,596.14)	(3,244.48)
211-4065-54465-561-340	(550.00)	(550.00)
211-4065-54465-561-341	(853.16)	(376.26)
211-4065-54465-561-512	(415.00)	(347.00)
211-4065-54465-810-101	(12,053.66)	(11,836.06)
211-4065-54465-810-107	(401.37)	(425.97)
211-4065-54465-810-108	(551.38)	(158.95)
211-4065-54465-810-109	(466.08)	(459.51)
211-4065-54465-810-120	(858.25)	(813.83)
211-4065-54465-810-130	(3,552.96)	(4,272.75)
211-4065-54465-810-133	(20.24)	(20.24)
211-4065-54465-810-140	(3.44)	(2.32)
211-4065-54465-810-151	(909.36)	(893.12)
211-4065-54465-810-160	(12.19)	(25.09)
211-4065-54465-810-331	(373.47)	(238.74)
211-4065-54465-810-341	(44.18)	61.87
211-4065-54465-810-342	(20.00)	
211-4070-43560-000-000	9,845.00	9,845.00
211-4070-43561-312-000	24,480.00	24,480.00
211-4070-43561-561-000	56,862.13	56,820.03
211-4070-46530-312-000	1,645.60	1,757.60
211-4070-46530-561-000	320,032.50	227,017.50
211-4070-46537-026-000	(161,968.50)	(108,985.50)
211-4070-46537-030-000	(50,085.00)	(59,347.50)
211-4070-54470-561-101	(189,438.66)	(209,253.11)
211-4070-54470-561-107	(4,408.50)	(6,798.53)
211-4070-54470-561-108	(8,205.63)	(7,806.38)
211-4070-54470-561-109	(7,155.18)	(7,504.18)
211-4070-54470-561-110	(803.42)	
211-4070-54470-561-119	(1,141.25)	(625.00)
211-4070-54470-561-120	(15,270.00)	(16,779.90)
211-4070-54470-561-130	(57,725.76)	(64,324.17)
211-4070-54470-561-132	(3,075.00)	(3,128.32)
211-4070-54470-561-133	(129.36)	(149.50)
211-4070-54470-561-140	(39.76)	(31.05)
211-4070-54470-561-151	(13,273.42)	(14,601.36)
211-4070-54470-561-156	(633.92)	
211-4070-54470-561-160	(1,838.90)	(4,450.96)
211-4070-54470-561-172	(1,605.00)	(1,360.00)
211-4070-54470-561-331	(924.51)	(2,418.19)
211-4070-54470-561-340	(310.00)	
211-4070-54470-561-341	(53.90)	(311.04)
211-4070-54470-600-101	(10,699.76)	(24,946.39)
211-4070-54470-600-119	(4,310.00)	(3,370.00)
211-4070-54470-600-120	(1,148.32)	(2,166.27)
211-4070-54470-600-151	(180.40)	(571.90)
211-4070-54470-600-160	(184.06)	(695.46)
211-4070-54470-600-331	(51.02)	0.00
211-4075-43561-516-000	3,774.00	18,564.00
211-4075-43561-561-000	83,949.78	83,887.62

County of Wood
BALANCE SHEET SUMMARY
 Human Services Department-Community
 Friday, April 30, 2021

	2021	2020
211-4075-46526-561-000	9,535.05	40,392.31
211-4075-46537-026-000	(3,595.31)	(11,434.08)
211-4075-46537-030-000	5,614.45	0.00
211-4075-54475-516-219	(3,595.31)	(17,596.87)
211-4075-54475-559-220	(118,390.08)	(92,085.72)
211-4075-54475-561-252	(178.50)	(966.90)
211-4075-54475-561-263	61,503.49	(42,608.68)
211-4075-54475-561-271	(55,116.25)	(69,296.77)
211-4075-54475-561-273	(7,383.20)	(8,652.60)
211-4075-54475-561-280	(1,069.33)	(3,230.39)
211-4075-54475-569-291	(575.00)	(5,530.00)
211-4080-46530-000-000	39,815.31	33,384.25
211-4080-46530-561-000	53,987.50	75,980.00
211-4080-46537-026-000	(22,489.49)	(32,161.22)
211-4080-46537-030-000	(4,704.38)	(12,022.50)
211-4080-46537-031-000	(2,148.83)	(2,930.50)
211-4080-54480-561-101	(78,279.66)	(76,422.32)
211-4080-54480-561-107	(2,960.56)	(4,834.64)
211-4080-54480-561-108	(4,496.45)	(5,589.98)
211-4080-54480-561-109	(3,095.34)	(3,054.21)
211-4080-54480-561-119	(1,984.62)	(2,007.70)
211-4080-54480-561-120	(6,574.81)	(6,655.85)
211-4080-54480-561-130	(25,563.44)	(30,727.17)
211-4080-54480-561-132	(1,776.62)	(1,798.01)
211-4080-54480-561-133	(52.64)	(52.64)
211-4080-54480-561-140	(19.44)	(19.44)
211-4080-54480-561-151	(6,266.62)	(6,339.51)
211-4080-54480-561-160	(824.66)	(1,751.56)
211-4080-54480-561-172	(375.00)	(187.50)
211-4080-54480-561-277	(91.05)	(20.53)
211-4080-54480-561-311	(245.19)	
211-4080-54480-561-331	(74.41)	(96.64)
211-4080-54480-561-332	(28.63)	
211-4080-54480-561-333	(246.00)	
211-4080-54480-561-340	(220.00)	(1,100.00)
211-4080-54480-561-341	(1,693.71)	(55.09)
211-4085-46530-000-000	11,343.65	14,035.02
211-4085-46530-561-000	41,246.26	66,862.50
211-4085-46537-026-000	(20,770.13)	(32,513.25)
211-4085-46537-030-000	0.00	(13,035.00)
211-4085-46537-031-000	(1,455.17)	(607.00)
211-4085-54485-561-130	(4,888.64)	(5,873.31)
211-4085-54485-561-340	(220.00)	
211-4085-54485-561-341	(93.90)	(136.00)
211-4095-43561-561-000	9,869.99	9,862.68
211-4095-47460-900-000	12,500.00	17,000.00
211-4095-54495-561-250	(73.50)	(90.30)
211-4095-54495-561-286	(14,650.00)	(6,235.00)
211-4095-54495-561-290	(7,734.00)	(1,372.00)
211-4099-41110-000-000	2,311,448.00	2,537,122.32
211-4099-43561-561-000	237,483.03	237,307.19
211-4099-46532-561-000	26,156.26	39,534.92
211-4099-48900-561-000	563.60	1,743.26
211-4099-48901-561-000	9,420.00	2,727.99
211-4099-54500-561-101	(239,117.31)	(272,617.10)
211-4099-54500-561-107	(5,859.13)	(7,433.55)
211-4099-54500-561-108	(16,181.07)	(12,655.88)
211-4099-54500-561-109	(9,508.86)	(10,273.08)
211-4099-54500-561-120	(19,316.13)	(21,531.55)
211-4099-54500-561-130	(86,410.30)	(103,729.59)
211-4099-54500-561-132	(4,478.25)	(5,247.34)
211-4099-54500-561-133	(228.54)	(260.16)

County of Wood
BALANCE SHEET SUMMARY
 Human Services Department-Community
 Friday, April 30, 2021

	2021	2020
211-4099-54500-561-140	(59.68)	(72.40)
211-4099-54500-561-151	(18,222.82)	(20,454.52)
211-4099-54500-561-160	(244.87)	(602.96)
211-4099-54500-561-172	(125.00)	(113.74)
211-4099-54500-561-180	(182.50)	(884.35)
211-4099-54500-561-214	(957.90)	0.00
211-4099-54500-561-219	(269,300.00)	(269,300.00)
211-4099-54500-561-221	(19,178.89)	(20,814.06)
211-4099-54500-561-230	(18,133.32)	(16,241.68)
211-4099-54500-561-236	(36,725.39)	(18,590.50)
211-4099-54500-561-243	(4,243.90)	(23.58)
211-4099-54500-561-290	(11,085.18)	(4,584.01)
211-4099-54500-561-311	(4,553.80)	(7,440.96)
211-4099-54500-561-312	(2,135.21)	(184.08)
211-4099-54500-561-313	(8,239.27)	(8,157.53)
211-4099-54500-561-324	(87.72)	(226.68)
211-4099-54500-561-329	(3,514.00)	(3,434.00)
211-4099-54500-561-331	(645.23)	(1,706.96)
211-4099-54500-561-341	(473.38)	(105.18)
211-4099-54500-561-349	(1,491.47)	(2,172.31)
211-4099-54500-561-399	(2,403.93)	(2,374.90)
211-4099-54500-561-511	(14,673.00)	(12,658.68)
211-4099-54500-561-515	(6,288.32)	(5,170.32)
211-4099-54500-561-531	(138,000.00)	(138,000.00)
211-4099-54500-561-532	(19,960.00)	(19,960.00)
211-4099-54500-561-533	(16,626.68)	(16,626.68)
211-4099-54500-561-595	(90,000.00)	(90,000.00)
211-4099-54500-561-990	1,908.75	4,542.60
211-4099-54500-900-399	(1,549.68)	(1,806.96)
211-4001-46530-564-000		521.50
211-4001-46537-026-000		(104.30)
211-4001-54401-561-333		(938.00)
211-4001-54401-561-700		(399.00)
211-4001-54401-565-251		(1,533.88)
211-4005-54405-415-110		(1,101.60)
211-4005-54405-415-332		(409.35)
211-4005-54405-415-333		(664.00)
211-4005-54405-415-336		(7.00)
211-4005-54405-416-292		(97,526.52)
211-4005-54405-418-297		(27.07)
211-4013-54413-572-115		(134.03)
211-4013-54413-572-335		(4.00)
211-4020-54420-283-115		(2,517.29)
211-4020-54420-283-252		(2,589.13)
211-4020-54420-283-332		(84.00)
211-4020-54420-283-336		(17.50)
211-4020-54420-297-331		(1,125.85)
211-4020-54420-297-332		(78.00)
211-4020-54420-297-333		(82.00)
211-4020-54420-297-336		(16.10)
211-4020-54420-297-341		(3,856.63)
211-4025-54425-200-331		(334.54)
211-4025-54425-200-332		(30.00)
211-4025-54425-200-700		(2,835.87)
211-4025-54425-230-110		(885.67)
211-4025-54425-230-172		(215.00)
211-4025-54425-230-332		(36.00)
211-4040-54440-550-285		(302.98)
211-4040-54440-550-332		(5.75)
211-4045-54445-550-172		25.00
211-4045-54445-550-332		(2.30)
211-4050-54450-550-172		25.00

County of Wood
BALANCE SHEET SUMMARY
 Human Services Department-Community
 Friday, April 30, 2021

	2021	2020
211-4050-54450-550-332		(14.95)
211-4055-54455-561-311		(139.00)
211-4055-54455-561-332		(12.00)
211-4060-54460-561-190		(914.00)
211-4060-54460-561-214		(200.00)
211-4065-54465-561-332		(49.98)
211-4065-54465-810-110		(350.96)
211-4070-54470-561-232		(32.87)
211-4070-54470-561-332		(12.00)
211-4085-54485-561-101		(15,894.48)
211-4085-54485-561-107		(191.52)
211-4085-54485-561-109		(571.76)
211-4085-54485-561-120		(1,203.22)
211-4085-54485-561-133		(16.96)
211-4085-54485-561-151		(1,124.43)
211-4085-54485-561-160		(436.44)
211-4099-54500-561-110		(51.96)
211-4099-54500-561-332		(86.58)
211-4099-54500-561-535		(13,798.55)
Total Income summary	639,964.78	510,164.73
Total Fund Equity	803,306.83	348,683.56
TOTAL LIABILITIES & FUND EQUITY	10,381,004.65	10,053,856.64

County of Wood
Detailed Income Statement
For the Four Months Ending Friday, April 30, 2021
Human Services Department-Combined

	2021			
	Actual	Budget	Variance	Variance %
REVENUES				
Taxes				
General Property Taxes	\$3,455,170.64	\$10,365,512.00	(\$6,910,341.36)	(66.67%)
Total Taxes	<u>3,455,170.64</u>	<u>10,365,512.00</u>	<u>(6,910,341.36)</u>	<u>(66.67%)</u>
Intergovernmental Revenues				
Relief Funding	1,048,235.69	26,195.00	1,022,040.69	3,901.66%
State Aid & Grants	3,598.00		3,598.00	0.00%
State Aid & Grants	4,252,338.19	14,281,410.00	(10,029,071.81)	(70.22%)
Total Intergovernmental	<u>5,304,171.88</u>	<u>14,307,605.00</u>	<u>(9,003,433.12)</u>	<u>(62.93%)</u>
Public Charges for Services				
Public Chgs-Other -Local Grant		27,500.00	(27,500.00)	(100.00%)
Public Charges-Unified & Norwood	5,540,156.42	18,461,538.00	(12,921,381.58)	(69.99%)
Third Party Awards & Settlements		398,127.40	(398,127.40)	(100.00%)
Contractual Adjustment-Unified & Norwood	(1,297,160.58)	(4,268,523.00)	2,971,362.42	(69.61%)
Provision for Bad Debts-Edgewater	(8,333.32)	(25,000.00)	16,666.68	(66.67%)
Total Public Charges for Services	<u>4,234,662.52</u>	<u>14,593,642.40</u>	<u>(10,358,979.88)</u>	<u>(70.98%)</u>
Intergovernmental Charges for Services				
Intergovernmental Charges -Congregate Meals	164,546.60	602,710.00	(438,163.40)	(72.70%)
Intergovernmental Transfer Program Rev		741,965.00	(741,965.00)	(100.00%)
Total Charges to Other Governments	<u>164,546.60</u>	<u>1,344,675.00</u>	<u>(1,180,128.40)</u>	<u>(87.76%)</u>
Interdepartmental Charges for Services				
Dept Revenue-Unified & Norwood	12,500.00	73,000.00	(60,500.00)	(82.88%)
Total Interdepartmental Charges	<u>12,500.00</u>	<u>73,000.00</u>	<u>(60,500.00)</u>	<u>(82.88%)</u>
Total Intergovernmental Charges for Services	<u>177,046.60</u>	<u>1,417,675.00</u>	<u>(1,240,628.40)</u>	<u>(87.51%)</u>
Miscellaneous				
Interest	36.05		36.05	0.00%
Donations	28,361.98		28,361.98	0.00%
Recovery of PYBD & Contractual Adj	29,992.00	35,000.00	(5,008.00)	(14.31%)
Meal/Vending/Misc Income	11,157.95	27,000.00	(15,842.05)	(58.67%)
Other Miscellaneous	8,607.96	27,224.00	(18,616.04)	(68.38%)
Total Miscellaneous	<u>78,155.94</u>	<u>89,224.00</u>	<u>(11,068.06)</u>	<u>(12.40%)</u>
Other Financing Sources				
Proceeds from Long-Term Debt		57,600.00	(57,600.00)	(100.00%)
Transfer from Capital Projects	114,434.73		114,434.73	0.00%
Total Other Financing Sources	<u>114,434.73</u>	<u>57,600.00</u>	<u>56,834.73</u>	<u>98.67%</u>
TOTAL REVENUES	<u>13,363,642.31</u>	<u>40,831,258.40</u>	<u>(27,467,616.09)</u>	<u>(67.27%)</u>
EXPENDITURES				
Health and Human Services				
Edgewater-Nursing	1,210,674.81	4,214,156.42	3,003,481.61	71.27%
Edgewater-Housekeeping	49,893.85	154,129.00	104,235.15	67.63%
Edgewater-Dietary	228,424.45	716,193.82	487,769.37	68.11%
Edgewater-Laundry	33,630.10	106,186.00	72,555.90	68.33%
Edgewater-Maintenance	127,793.34	395,993.95	268,200.61	67.73%
Edgewater-Activities	54,028.97	169,129.82	115,100.85	68.05%
Edgewater-Social Services	53,886.29	165,450.34	111,564.05	67.43%
Edgewater-Administration	358,845.61	734,726.13	375,880.52	51.16%
Edgewater Grant Funded	99,712.99	30,000.00	(69,712.99)	(232.38%)
Human Services-Child Welfare	1,291,915.42	4,273,422.02	2,981,506.60	69.77%
Human Services- Youth Aids	724,842.52	3,210,350.92	2,485,508.40	77.42%
Human Services- Child Care	41,907.13	180,688.64	138,781.51	76.81%
Human Services- Transportation	101,162.88	459,402.96	358,240.08	77.98%
Human Services-ESS	519,588.23	1,601,641.65	1,082,053.42	67.56%
Human Services-FSET	1,266,711.20	3,566,540.41	2,299,829.21	64.48%
Human Services-LIHEAP	40,760.40	111,529.53	70,769.13	63.45%
Human Services-Birth to Three	190,918.68	585,686.13	394,767.45	67.40%
Human Services- FSP	11,102.90	72,461.48	61,358.58	84.68%
Human Services-Child Waivers	140,671.84	428,806.05	288,134.21	67.19%
Human Services-CTT/CSP	159,849.68	577,365.84	417,516.16	72.31%

County of Wood
Detailed Income Statement
For the Four Months Ending Friday, April 30, 2021
Human Services Department-Combined

	2021			
	Actual	Budget	Variance	Variance %
Human Services-OPC, MH	456,061.73	1,470,304.53	1,014,242.80	68.98%
Human Services-CCS	778,246.07	2,301,147.55	1,522,901.48	66.18%
Human Services-Crisis, Legal Services	322,605.73	1,124,233.08	801,627.35	71.30%
Human Services-MH Contracts	124,804.18	1,117,677.00	992,872.82	88.83%
Human Services-OPC, AODA	134,868.85	443,083.28	308,214.43	69.56%
Human Services- OPC, Day Treatment	5,202.54	77,192.52	71,989.98	93.26%
Human Services-AODA Contracts	22,457.50	114,100.00	91,642.50	80.32%
Human Services- Administration	1,068,291.98	3,360,803.34	2,292,511.36	68.21%
Norwood- Crisis Stabilization	107,356.40	343,573.00	236,216.60	68.75%
Norwood-SNF-CMI (Crossroads)	346,662.87	1,118,530.78	771,867.91	69.01%
Norwood SNF-TBI (Pathways)	294,263.09	949,750.08	655,486.99	69.02%
Norwood-Inpatient (Admissions)	1,029,716.64	3,277,206.84	2,247,490.20	68.58%
Norwood-Dietary	324,325.66	1,182,851.25	858,525.59	72.58%
Norwood-Plant Ops & Maintenance	215,867.93	771,709.21	555,841.28	72.03%
Norwood-Medical Records	69,839.76	217,543.88	147,704.12	67.90%
Norwood-Administration	983,953.29	1,216,639.46	232,686.17	19.13%
Total Health and Human Services	<u>12,990,845.51</u>	<u>40,840,206.91</u>	<u>27,849,361.40</u>	<u>68.19%</u>
Depreciation				
Depreciation & Amortization	149,948.40		(149,948.40)	0.00%
Total Depreciation	<u>149,948.40</u>		<u>(149,948.40)</u>	<u>0.00%</u>
TOTAL EXPENDITURES	<u>13,140,793.91</u>	<u>40,840,206.91</u>	<u>27,699,413.00</u>	<u>67.82%</u>
NET INCOME (LOSS) *	<u>222,848.40</u>	<u>(8,948.51)</u>	<u>231,796.91</u>	

County of Wood
Detailed Income Statement
For the Four Months Ending Friday, April 30, 2021
Human Services Department-Community

	Actual	2021 Budget	Variance	Variance %
REVENUES				
Taxes				
General Property Taxes	\$2,311,448.00	\$6,934,344.00	(\$4,622,896.00)	(66.67%)
Total Taxes	<u>2,311,448.00</u>	<u>6,934,344.00</u>	<u>(4,622,896.00)</u>	<u>(66.67%)</u>
Intergovernmental Revenues				
State Aid & Grants	3,598.00		3,598.00	0.00%
State Aid & Grants	4,252,338.19	14,133,882.00	(9,881,543.81)	(69.91%)
Total Intergovernmental	<u>4,255,936.19</u>	<u>14,133,882.00</u>	<u>(9,877,945.81)</u>	<u>(69.89%)</u>
Public Charges for Services				
Public Chgs-Other -Local Grant		27,500.00	(27,500.00)	(100.00%)
Public Charges-Unified & Norwood	2,074,561.11	5,991,380.00	(3,916,818.89)	(65.37%)
Contractual Adjustment-Unified & Norwood	(646,341.65)	(2,148,267.00)	1,501,925.35	(69.91%)
Total Public Charges for Services	<u>1,428,219.46</u>	<u>3,870,613.00</u>	<u>(2,442,393.54)</u>	<u>(63.10%)</u>
Interdepartmental Charges for Services				
Dept Revenue-Unified & Norwood	12,500.00	73,000.00	(60,500.00)	(82.88%)
Total Interdepartmental Charges	<u>12,500.00</u>	<u>73,000.00</u>	<u>(60,500.00)</u>	<u>(82.88%)</u>
Total Intergovernmental Charges for Services	<u>12,500.00</u>	<u>73,000.00</u>	<u>(60,500.00)</u>	<u>(82.88%)</u>
Miscellaneous				
Meal/Vending/Misc Income	9,983.60	7,000.00	2,983.60	42.62%
Total Miscellaneous	<u>9,983.60</u>	<u>7,000.00</u>	<u>2,983.60</u>	<u>42.62%</u>
Other Financing Sources				
Proceeds from Long-Term Debt		57,600.00	(57,600.00)	(100.00%)
Total Other Financing Sources		<u>57,600.00</u>	<u>(57,600.00)</u>	<u>(100.00%)</u>
TOTAL REVENUES	<u>8,018,087.25</u>	<u>25,076,439.00</u>	<u>(17,058,351.75)</u>	<u>(68.03%)</u>
EXPENDITURES				
Health and Human Services				
Human Services-Child Welfare	1,291,915.42	4,273,422.02	2,981,506.60	69.77%
Human Services- Youth Aids	724,842.52	3,210,350.92	2,485,508.40	77.42%
Human Services- Child Care	41,907.13	180,688.64	138,781.51	76.81%
Human Services- Transportation	101,162.88	459,402.96	358,240.08	77.98%
Human Services-ESS	519,588.23	1,601,641.65	1,082,053.42	67.56%
Human Services-FSET	1,266,711.20	3,566,540.41	2,299,829.21	64.48%
Human Services-LIHEAP	40,760.40	111,529.53	70,769.13	63.45%
Human Services-Birth to Three	190,918.68	585,686.13	394,767.45	67.40%
Human Services- FSP	11,102.90	72,461.48	61,358.58	84.68%
Human Services-Child Waivers	140,671.84	428,806.05	288,134.21	67.19%
Human Services-CTT/CSP	159,849.68	577,365.84	417,516.16	72.31%
Human Services-OPC, MH	456,061.73	1,470,304.53	1,014,242.80	68.98%
Human Services-CCS	778,246.07	2,301,147.55	1,522,901.48	66.18%
Human Services-Crisis, Legal Services	322,605.73	1,124,233.08	801,627.35	71.30%
Human Services-MH Contracts	124,804.18	1,117,677.00	992,872.82	88.83%
Human Services-OPC, AODA	134,868.85	443,083.28	308,214.43	69.56%
Human Services- OPC, Day Treatment	5,202.54	77,192.52	71,989.98	93.26%
Human Services-AODA Contracts	22,457.50	114,100.00	91,642.50	80.32%
Human Services- Administration	1,068,291.98	3,360,803.34	2,292,511.36	68.21%
Total Health and Human Services	<u>7,401,969.46</u>	<u>25,076,436.93</u>	<u>17,674,467.47</u>	<u>70.48%</u>
TOTAL EXPENDITURES	<u>7,401,969.46</u>	<u>25,076,436.93</u>	<u>17,674,467.47</u>	<u>70.48%</u>
NET INCOME (LOSS) *	<u>616,117.79</u>	<u>2.07</u>	<u>616,115.72</u>	

County of Wood
Detailed Income Statement
For the Four Months Ending Friday, April 30, 2021
Human Services Department-Norwood Health Center

	Actual	2021 Budget	Variance	Variance %
REVENUES				
Taxes				
General Property Taxes	\$833,320.32	\$2,499,961.00	(\$1,666,640.68)	(66.67%)
Total Taxes	833,320.32	2,499,961.00	(1,666,640.68)	(66.67%)
Intergovernmental Revenues				
Relief Funding	806,739.52		806,739.52	0.00%
State Aid & Grants		147,528.00	(147,528.00)	(100.00%)
Total Intergovernmental	806,739.52	147,528.00	659,211.52	446.84%
Public Charges for Services				
Public Charges-Unified & Norwood	1,963,660.01	7,472,510.00	(5,508,849.99)	(73.72%)
Third Party Awards & Settlements		398,127.40	(398,127.40)	(100.00%)
Contractual Adjustment-Unified & Norwood	(650,818.93)	(2,120,256.00)	1,469,437.07	(69.30%)
Total Public Charges for Services	1,312,841.08	5,750,381.40	(4,437,540.32)	(77.17%)
Intergovernmental Charges for Services				
Intergovernmental Charges -Congregate Meals	164,546.60	602,710.00	(438,163.40)	(72.70%)
Total Charges to Other Governments	164,546.60	602,710.00	(438,163.40)	(72.70%)
Total Intergovernmental Charges for Services	164,546.60	602,710.00	(438,163.40)	(72.70%)
Miscellaneous				
Recovery of PYBD & Contractual Adj	29,992.00	35,000.00	(5,008.00)	(14.31%)
Meal/Vending/Misc Income	47.51	15,000.00	(14,952.49)	(99.68%)
Other Miscellaneous	8,607.96	27,224.00	(18,616.04)	(68.38%)
Total Miscellaneous	38,647.47	77,224.00	(38,576.53)	(49.95%)
TOTAL REVENUES	3,156,094.99	9,077,804.40	(5,921,709.41)	(65.23%)
EXPENDITURES				
Health and Human Services				
Norwood- Crisis Stabilization	107,356.40	343,573.00	236,216.60	68.75%
Norwood-SNF-CMI (Crossroads)	346,662.87	1,118,530.78	771,867.91	69.01%
Norwood SNF-TBI (Pathways)	294,263.09	949,750.08	655,486.99	69.02%
Norwood-Inpatient (Admissions)	1,029,716.64	3,277,206.84	2,247,490.20	68.58%
Norwood-Dietary	324,325.66	1,182,851.25	858,525.59	72.58%
Norwood-Plant Ops & Maintenance	215,867.93	771,709.21	555,841.28	72.03%
Norwood-Medical Records	69,839.76	217,543.88	147,704.12	67.90%
Norwood-Administration	983,953.29	1,216,639.46	232,686.17	19.13%
Total Health and Human Services	3,371,985.64	9,077,804.50	5,705,818.86	62.85%
Depreciation				
Depreciation & Amortization	75,984.16		(75,984.16)	0.00%
Total Depreciation	75,984.16		(75,984.16)	0.00%
TOTAL EXPENDITURES	3,447,969.80	9,077,804.50	5,629,834.70	62.02%
NET INCOME (LOSS) *	(291,874.81)	(0.10)	(291,874.71)	

County of Wood
Detailed Income Statement
For the Four Months Ending Friday, April 30, 2021
Human Services Department-Edgewater

	Actual	2021 Budget	Variance	Variance %
REVENUES				
Taxes				
General Property Taxes	\$310,402.32	\$931,207.00	(\$620,804.68)	(66.67%)
Total Taxes	310,402.32	931,207.00	(620,804.68)	(66.67%)
Intergovernmental Revenues				
Relief Funding	241,496.17	26,195.00	215,301.17	821.92%
Total Intergovernmental	241,496.17	26,195.00	215,301.17	821.92%
Public Charges for Services				
Public Charges-Unified & Norwood	1,501,935.30	4,997,648.00	(3,495,712.70)	(69.95%)
Provision for Bad Debts-Edgewater	(8,333.32)	(25,000.00)	16,666.68	(66.67%)
Total Public Charges for Services	1,493,601.98	4,972,648.00	(3,479,046.02)	(69.96%)
Intergovernmental Charges for Services				
Intergovernmental Transfer Program Rev		741,965.00	(741,965.00)	(100.00%)
Total Charges to Other Governments		741,965.00	(741,965.00)	(100.00%)
Total Intergovernmental Charges for Services		741,965.00	(741,965.00)	(100.00%)
Miscellaneous				
Interest	36.05		36.05	0.00%
Donations	28,361.98		28,361.98	0.00%
Meal/Vending/Misc Income	1,126.84	5,000.00	(3,873.16)	(77.46%)
Total Miscellaneous	29,524.87	5,000.00	24,524.87	490.50%
Other Financing Sources				
Transfer from Capital Projects	114,434.73		114,434.73	0.00%
Total Other Financing Sources	114,434.73		114,434.73	0.00%
TOTAL REVENUES	2,189,460.07	6,677,015.00	(4,487,554.93)	(67.21%)
EXPENDITURES				
Health and Human Services				
Edgewater-Nursing	1,210,674.81	4,214,156.42	3,003,481.61	71.27%
Edgewater-Housekeeping	49,893.85	154,129.00	104,235.15	67.63%
Edgewater-Dietary	228,424.45	716,193.82	487,769.37	68.11%
Edgewater-Laundry	33,630.10	106,186.00	72,555.90	68.33%
Edgewater-Maintenance	127,793.34	395,993.95	268,200.61	67.73%
Edgewater-Activities	54,028.97	169,129.82	115,100.85	68.05%
Edgewater-Social Services	53,886.29	165,450.34	111,564.05	67.43%
Edgewater-Administration	358,845.61	734,726.13	375,880.52	51.16%
Edgewater Grant Funded	99,712.99	30,000.00	(69,712.99)	(232.38%)
Total Health and Human Services	2,216,890.41	6,685,965.48	4,469,075.07	66.84%
Depreciation				
Depreciation & Amortization	73,964.24		(73,964.24)	0.00%
Total Depreciation	73,964.24		(73,964.24)	0.00%
TOTAL EXPENDITURES	2,290,854.65	6,685,965.48	4,395,110.83	65.74%
NET INCOME (LOSS) *	(101,394.58)	(8,950.48)	(92,444.10)	

County of Wood
BALANCE SHEET SUMMARY
 Norwood Health Center
 Friday, April 30, 2021

	2021	2020
ASSETS		
Cash and investments	58,881.73	79,646.74
Receivables:		
Miscellaneous	1,102,829.73	1,274,233.87
Due from other funds	777,220.58	(60,342.34)
Inventory of supplies, at cost	61,336.28	37,060.43
Land	391,806.15	391,806.15
Buildings	4,122,137.74	3,869,730.14
Machinery and equipment	2,344,624.92	2,061,791.23
Accumulated Depreciation	(4,721,745.05)	(4,506,464.63)
Unamortized debt discounts	287,499.57	2,146,165.49
TOTAL ASSETS	4,424,591.65	5,293,627.08
 LIABILITIES AND FUND EQUITY		
Liabilities:		
Vouchers payable	3,636.17	30,842.53
Accrued compensation	162,929.90	208,659.79
Special deposits	16,012.49	14,967.85
Accrued vacation and sick pay	578,230.09	658,514.87
Deferred revenue	1,375,493.39	
Deferred property tax	1,666,640.68	1,831,836.64
General obligation debt	793,059.22	1,097,965.83
Retirement prior service obligation	(587,138.70)	1,202,846.20
Total Liabilities	4,008,863.24	5,045,633.71
Fund Equity:		
Retained earnings:		
Unreserved	699,907.86	699,907.86
Fund Balance:		
Undesignated	(2,321.21)	(251,805.60)
Income summary	(281,858.24)	(200,108.89)
Total Fund Equity	415,728.41	247,993.37
TOTAL LIABILITIES & FUND EQUITY	4,424,591.65	5,293,627.08

County of Wood
BALANCE SHEET SUMMARY
 Norwood Health Center
 Friday, April 30, 2021

		<u>2021</u>	<u>2020</u>
ASSETS			
Cash and investments:			
603-2000-11100-000-000	Working Cash - Norwood	42,469.24	63,140.26
603-2000-11510-000-000	Restricted Cash-Norwood-Patient Funds	3,008.44	2,903.29
603-2000-11520-000-000	Restricted Cash-Volunteer Funds Held	13,004.05	12,064.56
603-2000-11800-000-000	Petty Cash-Norwood	400.00	400.00
603-2000-11110-000-000	Cash-Norwood-Workshop Fund		1,138.63
	Total Cash and investments	58,881.73	79,646.74
Receivables:			
Miscellaneous:			
603-2000-13020-000-000	Accounts Receivable-Norwood-SNF Nursing	140,776.96	359,393.53
603-2000-13030-000-000	Accounts Receivable-Norwood-BI Nursing	167,387.31	290,482.55
603-2000-13050-000-000	Accounts Receivable-Norwood-Other Counties	10,592.50	47,633.18
603-2000-13230-000-000	Accounts Receivable-Norwood-Inpatient	433,150.26	394,212.90
603-2000-13240-000-000	Accounts Receivable-Norwood-InpatientM	364,270.66	540,908.46
603-2000-13250-000-000	Accounts Receivable-Norwood-Inpatient	155,807.20	315,607.11
603-2000-13260-000-000	Accounts Receivable-Norwood-Inpatient	880,681.65	598,440.52
603-2000-13300-000-000	Accounts Receivable-Norwood-Inpatient	145,707.00	352,846.33
603-2000-13301-000-000	Other Receivable-Norwood Brdgeway	103,934.00	102,982.28
603-2000-13800-000-000	Accounts Receivable-Other-Norwood	(9,012.94)	(65,758.24)
603-2000-13810-000-000	Other Receivables-Norwood Congregate M	41,593.20	0.00
603-2000-13900-000-000	Allowance for Bad Debts-Norwood	(1,020,660.50)	(1,210,682.67)
603-2000-13935-000-000	Allowance for Contractual Adjustments-NORWOOD HEAL	(311,397.57)	(451,832.08)
	Total Miscellaneous	1,102,829.73	1,274,233.87
Due from other funds:			
603-2000-15100-000-000	Due from General Fund-Norwood	777,220.58	(60,342.34)
	Total Due from other funds	777,220.58	(60,342.34)
Inventory of supplies, at cost:			
603-2000-16101-000-000	Inventory-Norwood-Dietary Supplies	1,202.47	1,016.37
603-2000-16102-000-000	Inventory-Norwood-Nursing Supplies	29,033.83	10,431.87
603-2000-16105-000-000	Inventory-Norwood-Linen and Bedding	4,674.32	2,278.24
603-2000-16106-000-000	Inventory-Norwood-Housekeeping Supplies	573.30	977.14
603-2000-16107-000-000	Inventory-Norwood-Maintenance Supplies	10,485.80	9,391.05
603-2000-16112-000-000	Inventory-Norwood-Food	15,366.56	12,965.76
	Total Inventory of supplies, at cost	61,336.28	37,060.43
Land:			
603-2000-18210-000-000	Land-NORWOOD HEALTH CARE CENTER---	95,249.72	95,249.72
603-2000-18220-000-000	Land Improvements-NORWOOD HEALTH CARE CENTER---	296,556.43	296,556.43
	Total Land	391,806.15	391,806.15
Buildings:			
603-2000-18310-000-000	Buildings-NORWOOD HEALTH CARE CENTER---	1,489,516.01	1,489,516.01
603-2000-18320-000-000	Building Improvements-NORWOOD HEALTH CARE CENTER---	2,632,621.73	2,380,214.13
	Total Buildings	4,122,137.74	3,869,730.14
Machinery and equipment:			
603-2000-18510-000-000	Transportation Vehicles-NORWOOD HEALTH CARE CENTER	175,586.95	140,090.45
603-2000-18520-000-000	Fixed Equipment-NORWOOD HEALTH CARE CENTER---	1,716,694.09	1,610,652.84
603-2000-18530-000-000	Moveable Equipment-NORWOOD HEALTH CARE CENTER---	452,343.88	311,047.94

County of Wood
BALANCE SHEET SUMMARY
 Norwood Health Center
 Friday, April 30, 2021

	2021	2020
Total Machinery and equipment	2,344,624.92	2,061,791.23
Accumulated Depreciation:		
603-2000-18292-000-000 Accumulated Depreciation-Land Improvements	(236,326.03)	(229,047.25)
603-2000-18391-000-000 Accumulated Depreciation-Buildings	(1,489,516.01)	(1,489,516.02)
603-2000-18392-000-000 Accumulated Depreciation-Building Improvements	(1,390,553.40)	(1,282,054.19)
603-2000-18591-000-000 Accumulated Depreciation Transp Vehicles-NORWOOD H	(138,514.07)	(124,316.20)
603-2000-18592-000-000 Accumulated Depreciation-Fixed Equipment	(1,161,790.82)	(1,098,022.57)
603-2000-18593-000-000 Accumulated Depreciation-Moveable Equipment	(305,044.72)	(283,508.40)
Total Accumulated Depreciation	(4,721,745.05)	(4,506,464.63)
Unamortized debt discounts:		
603-2000-19200-000-000 Norwood Health Cen-Deferred Outflows-Pension	200,617.57	2,133,795.49
603-2000-19201-000-000 Deferred Outflows - OPEB	86,882.00	12,370.00
Total Unamortized debt discounts	287,499.57	2,146,165.49
TOTAL ASSETS	4,424,591.65	5,293,627.08
LIABILITIES AND FUND EQUITY		
Liabilities:		
Vouchers payable:		
603-2000-21120-000-000 Accounts Payable-Norwood	(147.09)	0.00
603-2000-21121-000-000 Accounts Payable-Norwood-3rd Party Rei	3,783.26	30,842.53
Total Vouchers payable	3,636.17	30,842.53
Accrued compensation:		
603-2000-21700-000-000 Accrued Wages Payable-Norwood	162,929.90	208,659.79
Total Accrued compensation	162,929.90	208,659.79
Special deposits:		
603-2000-23600-000-000 Patient Funds Held-Norwood	3,008.44	2,903.29
603-2000-23620-000-000 Volunteer Funds Held-Norwood-Permit Deposits--	13,004.05	12,064.56
Total Special deposits	16,012.49	14,967.85
Accrued vacation and sick pay:		
603-2000-21810-000-000 Accrued Vacation Pay-NORWOOD HEALTH CARE CENTER--	208,375.40	167,878.10
603-2000-21820-000-000 Accrued Sick Pay-NORWOOD HEALTH CARE CENTER---	369,854.69	490,636.77
Total Accrued vacation and sick pay	578,230.09	658,514.87
Deferred revenue:		
603-2000-26301-000-000 Deferred Revenue Other-Norwood	1,375,493.39	
Total Deferred revenue	1,375,493.39	
Deferred property tax:		
603-2000-26110-000-000 Deferred Property Taxes-Current Year Norwood	1,666,640.68	1,831,836.64
Total Deferred property tax	1,666,640.68	1,831,836.64
General obligation debt:		
603-2000-29200-000-000 Norwood Health-Deferred Inflow of Resources WRS	732,597.22	1,081,977.83
603-2000-29201-000-000 NW - Deferred Inflows of Resources - OPEB	60,462.00	15,988.00

County of Wood
BALANCE SHEET SUMMARY
Norwood Health Center
Friday, April 30, 2021

		<u>2021</u>	<u>2020</u>
	Total General obligation debt	793,059.22	1,097,965.83
Retirement prior service obligation:			
603-2000-28200-000-000	Norwood Health Cen-Net Pension Liability WRS	(770,343.70)	785,491.20
603-2000-29629-000-000	L-T Employee Benefits-OPEB-Norwood	183,205.00	417,355.00
	Total Retirement prior service obligation	<u>(587,138.70)</u>	<u>1,202,846.20</u>
	Total Liabilities	<u>4,008,863.24</u>	<u>5,045,633.71</u>
	Fund Equity:		
	Retained earnings:		
Unreserved:			
603-2000-33900-000-000	Retained Earnings Reserved-Norwood	699,907.86	699,907.86
	Total Unreserved	<u>699,907.86</u>	<u>699,907.86</u>
	Fund Balance:		
Undesignated:			
603-0000-34300-000-000	Norwood Fund Balance-GENERAL GOVERNMENT---	(79,295.36)	(328,779.75)
603-2000-34300-000-000	Fund Balance-Norwood	76,974.15	76,974.15
	Total Undesignated	<u>(2,321.21)</u>	<u>(251,805.60)</u>
Income summary:			
603-2065-54365-000-980	Norwood-Administration-Outlay Offset	202,179.94	
603-2017-46510-000-000	Norwood-Public Charges-Bridgeway Crisis Stabili	59,093.50	77,382.50
603-2017-46537-000-000	Norwood-C/A-Bridgeway-Crisis Stabilization	(9,871.58)	(43,430.15)
603-2017-54317-000-101	Norwood-Crisis Stablization Wages	(5,210.60)	(5,211.66)
603-2017-54317-000-107	Norwood Crisis Stabilization Sick	(48.65)	(223.65)
603-2017-54317-000-108	Norwood Crisis Stabilization Vacation	(229.32)	(197.42)
603-2017-54317-000-109	Norwood Crisis Stabilization Holiday	(127.83)	(132.54)
603-2017-54317-000-110	Norwood Crisis Stabilization Funeral/Jury/Other Pa	(77.90)	
603-2017-54317-000-120	Norwood Crisis Stabilization FICA	(419.29)	(424.30)
603-2017-54317-000-130	Norwood Crisis Stabilization Health Insurance	(977.76)	(6,852.23)
603-2017-54317-000-132	Norwood Crisis Stabilization OPEB	(100.13)	(104.34)
603-2017-54317-000-133	Norwood Crisis Stabilization Vision Insurance	(2.88)	(3.20)
603-2017-54317-000-140	Norwood Crisis Stabilization Life Insurance	(0.96)	(1.07)
603-2017-54317-000-151	Norwood Crisis Stabilization Retirement	(385.21)	(389.15)
603-2017-54317-000-160	Norwood Crisis Stabilization Workers Comp	(6.68)	(22.91)
603-2017-54317-000-172	Norwood Crisis Stabilizat Conferences/Training/CPE	(240.00)	(360.00)
603-2017-54317-000-331	Norwood Crisis Stabilization Mileage	(13.91)	(403.20)
603-2017-54317-000-341	Norwood Crisis Stabilization Program Supplies	(147.06)	(1,814.64)
603-2017-54317-002-101	Norwood-Crisis-Specialist-Wages	(50,223.90)	(16,616.17)
603-2017-54317-002-107	Norwood Crisis Specialist-Sick	(1,441.71)	(1,267.88)
603-2017-54317-002-108	Norwood Crisis Specialist-Vacation	(168.87)	(1,896.89)
603-2017-54317-002-109	Norwood Crisis Specialist-Holiday	(986.02)	(163.06)
603-2017-54317-002-110	Norwood-Crisis-Specialist-Funeral/Jury/Other Pay	(212.59)	
603-2017-54317-002-120	Norwood-Crisis-Specialist-FICA	(3,975.66)	(1,500.65)
603-2017-54317-002-130	Norwood-Crisis-Specialist-Health Insurance	(15,913.60)	(16,715.68)
603-2017-54317-002-132	Norwood-Crisis-Specialist-OPEB	(216.51)	(168.05)
603-2017-54317-002-133	Norwood-Crisis-Specialist-Vision Insurance	(10.32)	(4.07)
603-2017-54317-002-140	Norwood-Crisis-Specialist-Life Insurance	(6.20)	(1.82)
603-2017-54317-002-151	Norwood-Crisis-Specialist-WRS	(3,408.31)	(1,289.10)
603-2017-54317-002-160	Norwood-Crisis-Specialist-W/C	(667.22)	(522.57)
603-2017-54317-005-101	Norwood-Crisis-Tech-Wages	(14,178.24)	(17,694.51)
603-2017-54317-005-108	Norwood Crisis Tech-Vacation	(525.12)	(86.70)
603-2017-54317-005-109	Norwood Crisis Tech-Holiday	(350.08)	(465.68)
603-2017-54317-005-120	Norwood-Crisis-Tech-FICA	(1,100.92)	(1,358.77)
603-2017-54317-005-130	Norwood-Crisis-Tech-Health Insurance	(4,888.64)	(5,155.46)
603-2017-54317-005-132	Norwood-Crisis-Tech-OPEB	0.00	(31.51)
603-2017-54317-005-133	Norwood-Crisis-Tech-Vision Insurance	(10.00)	(16.00)

County of Wood
BALANCE SHEET SUMMARY
 Norwood Health Center
 Friday, April 30, 2021

	2021	2020
603-2017-54317-005-151	(1,016.09)	(1,253.23)
603-2017-54317-005-160	(188.03)	(486.44)
603-2017-54317-015-900	119.81	2,883.52
603-2024-46526-000-000	112,465.15	180,857.10
603-2024-46526-026-000	12,555.00	17,136.00
603-2024-46530-000-000	12,735.00	35,741.00
603-2024-46534-034-000	22,888.92	67,285.43
603-2024-46537-026-000	802.09	
603-2024-46537-034-000	1,030.44	765.72
603-2024-54324-002-172	(440.00)	(140.00)
603-2024-54324-000-180	(50.00)	(50.00)
603-2024-54324-000-251	(56,695.88)	(45,759.75)
603-2024-54324-000-341	(6,032.49)	(10,433.67)
603-2024-54324-000-344	(10,880.00)	(10,918.50)
603-2024-54324-000-346	(343.32)	(367.08)
603-2024-54324-000-390	(86.33)	(68.32)
603-2024-54324-002-101	(11,088.96)	(12,859.98)
603-2024-54324-002-107	(460.84)	(164.80)
603-2024-54324-002-108	(303.33)	0.00
603-2024-54324-002-109	(405.28)	(376.94)
603-2024-54324-002-120	(919.19)	(982.12)
603-2024-54324-002-130	(3,880.64)	(5,168.49)
603-2024-54324-002-132	0.00	(176.41)
603-2024-54324-002-133	(5.04)	
603-2024-54324-002-140	(3.48)	(2.58)
603-2024-54324-002-151	(827.46)	(904.64)
603-2024-54324-002-160	(103.15)	(256.99)
603-2024-54324-003-101	(52,007.59)	(51,307.48)
603-2024-54324-003-107	(833.80)	(1,252.85)
603-2024-54324-003-108	(1,341.70)	(2,723.77)
603-2024-54324-003-109	(1,371.42)	(1,028.91)
603-2024-54324-003-113	(554.17)	(869.29)
603-2024-54324-003-115	(3,460.42)	(1,500.57)
603-2024-54324-003-120	(4,341.23)	(4,285.74)
603-2024-54324-003-130	(8,965.76)	(8,581.23)
603-2024-54324-003-132	(437.68)	(714.07)
603-2024-54324-003-133	(37.90)	(34.15)
603-2024-54324-003-140	(9.72)	(6.91)
603-2024-54324-003-151	(3,060.65)	(3,959.72)
603-2024-54324-003-160	(340.36)	(1,037.38)
603-2024-54324-004-101	(18,264.09)	(18,606.38)
603-2024-54324-004-107	(496.76)	(139.53)
603-2024-54324-004-108	(664.39)	(610.79)
603-2024-54324-004-109	(486.96)	(559.60)
603-2024-54324-004-110	(270.96)	
603-2024-54324-004-113	(720.75)	(634.89)
603-2024-54324-004-115	(520.19)	(95.72)
603-2024-54324-004-120	(1,550.69)	(1,520.60)
603-2024-54324-004-130	(5,866.32)	(10,935.61)
603-2024-54324-004-132	(325.65)	(365.78)
603-2024-54324-004-133	(5.04)	(7.38)
603-2024-54324-004-140	(4.64)	(7.52)
603-2024-54324-004-151	(1,145.66)	(1,276.34)
603-2024-54324-004-160	(207.41)	(532.62)
603-2024-54324-005-101	(75,343.33)	(92,526.93)
603-2024-54324-005-107	(2,067.47)	(2,072.50)
603-2024-54324-005-108	(5,183.39)	(4,486.72)
603-2024-54324-005-109	(1,665.25)	(1,727.13)
603-2024-54324-005-113	(1,508.50)	(1,671.90)
603-2024-54324-005-115	(15,008.53)	(11,440.27)
603-2024-54324-005-120	(7,362.93)	(8,341.65)

County of Wood
BALANCE SHEET SUMMARY
 Norwood Health Center
 Friday, April 30, 2021

	<u>2021</u>	<u>2020</u>
603-2024-54324-005-130	(31,861.44)	(63,043.13)
603-2024-54324-005-132	(1,397.74)	(1,435.65)
603-2024-54324-005-133	(87.39)	(285.45)
603-2024-54324-005-140	(20.58)	(18.35)
603-2024-54324-005-151	(7,210.47)	(6,528.06)
603-2024-54324-005-160	(1,733.87)	(3,303.39)
603-2024-54324-015-900	3,774.19	2,138.20
603-2024-54324-021-250	(168.87)	(349.00)
603-2025-46526-000-000	135,615.94	173,428.62
603-2025-46530-000-000	65,070.00	31,460.00
603-2025-46534-034-000	36,844.00	48,080.40
603-2025-46537-034-000	(2,804.56)	(994.00)
603-2025-54325-000-172	(439.00)	(140.00)
603-2025-54325-000-244	(19,358.75)	(8,100.50)
603-2025-54325-000-341	(11,238.27)	(7,259.66)
603-2025-54325-000-344	(10,880.00)	(10,238.50)
603-2025-54325-000-390	(140.12)	(0.90)
603-2025-54325-002-101	(11,089.31)	(12,859.98)
603-2025-54325-002-107	(460.84)	(164.80)
603-2025-54325-002-108	(303.33)	0.00
603-2025-54325-002-109	(405.28)	(376.94)
603-2025-54325-002-120	(919.25)	(982.16)
603-2025-54325-002-130	(3,880.64)	(4,776.95)
603-2025-54325-002-132	0.00	(201.48)
603-2025-54325-002-133	(4.96)	
603-2025-54325-002-151	(827.47)	(904.64)
603-2025-54325-002-160	(103.16)	(280.95)
603-2025-54325-003-101	(43,888.67)	(51,395.43)
603-2025-54325-003-107	(522.23)	(1,250.57)
603-2025-54325-003-108	(2,473.35)	(2,339.76)
603-2025-54325-003-109	(1,332.47)	(749.52)
603-2025-54325-003-113	(452.30)	(822.45)
603-2025-54325-003-115	(3,917.05)	(1,637.78)
603-2025-54325-003-120	(3,708.43)	(4,252.37)
603-2025-54325-003-130	(13,034.64)	(8,574.83)
603-2025-54325-003-132	(415.65)	(725.08)
603-2025-54325-003-133	(37.58)	(33.64)
603-2025-54325-003-140	(10.22)	(6.82)
603-2025-54325-003-151	(4,265.90)	(3,948.30)
603-2025-54325-003-160	(577.99)	(1,008.69)
603-2025-54325-004-101	(24,871.24)	(21,547.61)
603-2025-54325-004-107	(972.68)	(441.89)
603-2025-54325-004-108	(974.52)	(877.62)
603-2025-54325-004-109	(953.60)	(559.60)
603-2025-54325-004-110	(270.96)	
603-2025-54325-004-113	(978.42)	(596.35)
603-2025-54325-004-115	(1,456.75)	(183.00)
603-2025-54325-004-120	(2,222.53)	(1,799.88)
603-2025-54325-004-130	(10,754.96)	(10,674.57)
603-2025-54325-004-132	(343.78)	(366.81)
603-2025-54325-004-133	(15.04)	(10.65)
603-2025-54325-004-140	(8.70)	(5.37)
603-2025-54325-004-151	(2,240.67)	(1,544.92)
603-2025-54325-004-160	(449.29)	(673.51)
603-2025-54325-005-101	(68,489.90)	(71,188.37)
603-2025-54325-005-107	(2,549.52)	(2,375.23)
603-2025-54325-005-108	(5,636.19)	(3,180.25)
603-2025-54325-005-109	(1,699.52)	(2,090.30)
603-2025-54325-005-113	(1,575.80)	(1,504.81)
603-2025-54325-005-115	(12,528.15)	(10,130.55)
603-2025-54325-005-120	(6,577.81)	(6,387.04)

County of Wood
BALANCE SHEET SUMMARY
 Norwood Health Center
 Friday, April 30, 2021

	2021	2020
603-2025-54325-005-130	(25,415.92)	(56,806.26)
603-2025-54325-005-132	(1,256.12)	(1,438.75)
603-2025-54325-005-133	(115.12)	(134.21)
603-2025-54325-005-140	(21.16)	(25.69)
603-2025-54325-005-151	(6,359.18)	(5,567.15)
603-2025-54325-005-160	(1,408.92)	(2,781.36)
603-2025-54325-015-900	20,776.35	2,150.48
603-2025-54325-021-250	(206.13)	(257.25)
603-2026-46525-000-000	505,117.00	400,664.00
603-2026-46525-025-000	91,271.50	85,433.00
603-2026-46526-000-000	90,032.00	211,794.00
603-2026-46526-026-000	65,693.00	26,130.00
603-2026-46530-000-000	5,157.00	(8,335.00)
603-2026-46530-030-000	6,361.00	41,917.32
603-2026-46531-000-000	116,758.00	229,737.00
603-2026-46531-031-000	26,735.00	64,894.00
603-2026-46532-032-000	(500.00)	0.00
603-2026-46534-025-000	54,675.00	210,763.00
603-2026-46534-026-000	459,395.00	299,000.00
603-2026-46534-034-000	85,698.00	94,402.00
603-2026-46537-025-000	(207,723.32)	(233,286.01)
603-2026-46537-026-000	(91,332.68)	(106,691.07)
603-2026-46537-031-000	(110,142.32)	(121,168.77)
603-2026-46537-032-000	500.00	(6,008.00)
603-2026-46537-034-000	(231,277.00)	(184,845.30)
603-2026-54326-000-156	370.00	
603-2026-54326-000-172	(568.24)	(182.00)
603-2026-54326-000-180	(60.00)	(269.40)
603-2026-54326-000-244	(56,943.21)	(59,522.52)
603-2026-54326-000-245	(63,805.63)	(39,623.01)
603-2026-54326-000-247	(1,010.70)	(413.20)
603-2026-54326-000-248	(99,700.00)	(83,899.44)
603-2026-54326-000-280	(14,950.00)	
603-2026-54326-000-282	(68,676.16)	(36,754.63)
603-2026-54326-000-341	(4,605.14)	(4,814.93)
603-2026-54326-000-346	(24.67)	(422.38)
603-2026-54326-000-390	(28,147.29)	(21,767.70)
603-2026-54326-001-101	(22,001.77)	(22,019.76)
603-2026-54326-001-107	(287.84)	
603-2026-54326-001-108	(1,781.01)	(1,295.28)
603-2026-54326-001-109	(287.84)	(1,439.20)
603-2026-54326-001-120	(1,773.82)	(1,909.40)
603-2026-54326-001-130	(4,888.64)	(7,047.98)
603-2026-54326-001-132	(487.19)	(524.46)
603-2026-54326-001-133	(18.00)	(20.25)
603-2026-54326-001-151	(1,644.19)	(1,770.00)
603-2026-54326-001-160	0.92	(130.57)
603-2026-54326-002-101	(35,297.62)	(35,536.00)
603-2026-54326-002-107	(1,175.90)	(2,659.72)
603-2026-54326-002-108	(1,734.62)	(72.28)
603-2026-54326-002-109	(1,352.88)	(1,075.38)
603-2026-54326-002-120	(2,901.78)	(2,875.34)
603-2026-54326-002-130	(9,777.20)	(14,226.56)
603-2026-54326-002-132	(791.27)	(786.92)
603-2026-54326-002-133	(20.00)	(22.25)
603-2026-54326-002-140	(9.28)	(10.32)
603-2026-54326-002-151	(2,670.38)	(2,655.64)
603-2026-54326-002-160	(503.32)	(1,030.86)
603-2026-54326-003-101	(124,686.81)	(147,037.71)
603-2026-54326-003-107	(1,550.25)	(5,538.24)
603-2026-54326-003-108	(3,168.15)	(7,276.53)

County of Wood
BALANCE SHEET SUMMARY
 Norwood Health Center
 Friday, April 30, 2021

	<u>2021</u>	<u>2020</u>
603-2026-54326-003-109	(4,882.91)	(8,990.95)
603-2026-54326-003-110	(448.80)	
603-2026-54326-003-113	(2,180.94)	(2,715.27)
603-2026-54326-003-115	(4,515.43)	(3,197.39)
603-2026-54326-003-120	(10,428.42)	(12,579.60)
603-2026-54326-003-130	(40,778.64)	(54,890.19)
603-2026-54326-003-132	(2,195.45)	(2,703.17)
603-2026-54326-003-133	(59.54)	(105.63)
603-2026-54326-003-140	(21.24)	(30.85)
603-2026-54326-003-151	(9,956.93)	(11,790.42)
603-2026-54326-003-160	(1,424.93)	(3,772.05)
603-2026-54326-004-101	(2,749.09)	(186.29)
603-2026-54326-004-113	(172.21)	(8.25)
603-2026-54326-004-115	(14.87)	
603-2026-54326-004-120	(218.39)	(55.61)
603-2026-54326-004-130	(2,933.20)	(3,076.54)
603-2026-54326-004-132	(14.55)	(22.74)
603-2026-54326-004-151	36.32	(76.74)
603-2026-54326-004-160	9.26	(29.79)
603-2026-54326-005-101	(98,541.85)	(110,898.78)
603-2026-54326-005-107	(1,994.57)	(3,110.40)
603-2026-54326-005-108	(2,842.84)	(7,315.56)
603-2026-54326-005-109	(1,593.70)	(4,007.27)
603-2026-54326-005-110	(523.28)	
603-2026-54326-005-113	(2,217.78)	(2,506.72)
603-2026-54326-005-115	(13,233.52)	(11,913.18)
603-2026-54326-005-120	(8,736.08)	(10,100.91)
603-2026-54326-005-130	(38,869.36)	(88,728.61)
603-2026-54326-005-132	(1,437.88)	(1,956.63)
603-2026-54326-005-133	(89.29)	(112.39)
603-2026-54326-005-140	(31.68)	(40.81)
603-2026-54326-005-151	(5,657.96)	(8,302.52)
603-2026-54326-005-160	(1,435.26)	(4,482.23)
603-2026-54326-007-101	(97,343.78)	(106,015.66)
603-2026-54326-007-107	(3,281.25)	
603-2026-54326-007-108	(5,625.00)	(2,500.00)
603-2026-54326-007-109	(1,250.00)	(1,250.00)
603-2026-54326-007-120	(8,065.10)	(8,235.87)
603-2026-54326-007-130	(4,888.64)	(6,460.64)
603-2026-54326-007-132	(2,150.00)	(2,195.31)
603-2026-54326-007-133	(16.96)	(18.87)
603-2026-54326-007-140	(4.64)	(5.16)
603-2026-54326-007-151	(7,593.75)	(7,409.18)
603-2026-54326-007-160	(127.74)	(455.86)
603-2026-54326-014-101	(30,490.27)	(28,163.07)
603-2026-54326-014-107	(1,095.16)	(1,866.75)
603-2026-54326-014-108	(2,140.55)	(4,218.86)
603-2026-54326-014-109	(522.69)	(398.24)
603-2026-54326-014-120	(2,435.91)	(2,477.67)
603-2026-54326-014-130	(4,888.64)	(6,460.64)
603-2026-54326-014-132	(684.98)	(692.95)
603-2026-54326-014-133	(26.96)	(29.99)
603-2026-54326-014-140	(4.64)	(5.16)
603-2026-54326-014-151	(2,311.77)	(2,338.65)
603-2026-54326-014-160	(19.84)	(137.07)
603-2026-54326-015-900	8,465.12	2,154.41
603-2026-54326-021-250	(50.00)	(50.00)
603-2026-54326-036-101	(25,351.80)	(24,057.85)
603-2026-54326-036-107	(6,985.99)	
603-2026-54326-036-108	(2,521.47)	(939.90)
603-2026-54326-036-109	(1,446.00)	(289.20)

County of Wood
BALANCE SHEET SUMMARY
 Norwood Health Center
 Friday, April 30, 2021

	2021	2020
603-2026-54326-036-120	(2,716.09)	(1,869.02)
603-2026-54326-036-130	(4,888.64)	(5,155.46)
603-2026-54326-036-133	(28.21)	(18.87)
603-2026-54326-036-140	(4.64)	(5.16)
603-2026-54326-036-151	(1,678.81)	(1,706.87)
603-2026-54326-036-160	(456.95)	(662.51)
603-2050-47210-100-000	164,546.60	151,174.40
603-2050-48880-000-000	47.51	862.00
603-2050-54350-000-180	(50.00)	(50.00)
603-2050-54350-000-233	(2,431.79)	(1,740.76)
603-2050-54350-000-250	(154.00)	(444.50)
603-2050-54350-000-340	(32,357.69)	(57,711.11)
603-2050-54350-000-341	(10,500.54)	(11,036.26)
603-2050-54350-001-101	(16,815.54)	(16,412.71)
603-2050-54350-001-108	(857.69)	(1,052.60)
603-2050-54350-001-109	(207.92)	(207.92)
603-2050-54350-001-120	(1,308.68)	(1,318.38)
603-2050-54350-001-130	(4,888.64)	(6,460.64)
603-2050-54350-001-132	(357.59)	(353.45)
603-2050-54350-001-133	(16.96)	(18.87)
603-2050-54350-001-140	(4.64)	(5.16)
603-2050-54350-001-151	(1,207.01)	(1,221.04)
603-2050-54350-001-160	(41.28)	(81.47)
603-2050-54350-008-101	(70,816.36)	(81,968.85)
603-2050-54350-008-107	(1,835.18)	(648.76)
603-2050-54350-008-108	(3,750.74)	(3,924.92)
603-2050-54350-008-109	(1,385.14)	(2,008.08)
603-2050-54350-008-115	(4,389.42)	(5,695.85)
603-2050-54350-008-120	(5,912.49)	(6,688.39)
603-2050-54350-008-130	(43,842.48)	(57,894.25)
603-2050-54350-008-132	(1,143.32)	(1,460.74)
603-2050-54350-008-133	(84.42)	(122.95)
603-2050-54350-008-140	(26.68)	(37.12)
603-2050-54350-008-151	(4,848.40)	(5,865.61)
603-2050-54350-008-160	(830.22)	(2,063.61)
603-2050-54350-015-900	1,955.35	
603-2050-54350-100-232	(995.89)	(884.55)
603-2050-54350-100-331	(17.25)	
603-2050-54350-100-340	(113,733.44)	(136,916.63)
603-2050-54350-100-341	(1,469.61)	(1,177.13)
603-2051-48970-000-000	8,307.96	7,760.04
603-2051-49720-000-000	10,016.57	41,227.98
603-2051-54351-000-180	(68.94)	(72.24)
603-2051-54351-000-222	(13,981.20)	(11,465.70)
603-2051-54351-000-224	(25,658.12)	(24,887.97)
603-2051-54351-000-226	(20,934.42)	(22,362.81)
603-2051-54351-000-232	(624.21)	(920.56)
603-2051-54351-000-233	(511.76)	(8,553.32)
603-2051-54351-000-243	(9.25)	(242.87)
603-2051-54351-000-260	(5,859.36)	(7,357.69)
603-2051-54351-000-270	(505.00)	(2,955.84)
603-2051-54351-000-341	(4,594.39)	(5,445.24)
603-2051-54351-000-352	(241.70)	(542.37)
603-2051-54351-001-101	(18,008.91)	(18,323.29)
603-2051-54351-001-107	(344.31)	
603-2051-54351-001-108	(1,766.46)	(2,275.45)
603-2051-54351-001-109	(479.04)	(239.52)
603-2051-54351-001-120	(1,453.84)	(1,464.54)
603-2051-54351-001-130	(4,888.64)	(6,292.83)
603-2051-54351-001-132	(411.94)	(416.73)
603-2051-54351-001-133	(26.96)	(29.13)

County of Wood
BALANCE SHEET SUMMARY
 Norwood Health Center
 Friday, April 30, 2021

	2021	2020
603-2051-54351-001-140	(4.64)	(5.01)
603-2051-54351-001-151	(1,390.45)	(1,406.61)
603-2051-54351-001-160	(257.27)	(545.95)
603-2051-54351-008-101	(25,849.29)	(25,771.10)
603-2051-54351-008-107	(552.91)	(620.55)
603-2051-54351-008-108	(325.61)	(693.12)
603-2051-54351-008-109	(954.73)	(321.47)
603-2051-54351-008-120	(1,965.07)	(1,998.31)
603-2051-54351-008-130	(8,769.20)	(11,629.23)
603-2051-54351-008-132	(360.72)	(345.76)
603-2051-54351-008-133	(16.96)	(37.74)
603-2051-54351-008-140	(9.28)	(10.32)
603-2051-54351-008-151	(1,868.61)	(1,889.41)
603-2051-54351-008-160	(344.61)	(733.36)
603-2051-54351-015-900	2,917.94	
603-2051-54351-040-260	(45,296.08)	(42,835.64)
603-2051-54351-040-341	(74.63)	(5,256.33)
603-2051-54351-041-260	(30,197.40)	(6,933.64)
603-2051-54351-041-341	(179.96)	(106.39)
603-2063-54363-000-156	(538.31)	(1,305.22)
603-2063-54363-000-180	(50.00)	
603-2063-54363-000-341	(159.05)	(244.82)
603-2063-54363-001-101	(14,972.50)	(14,942.87)
603-2063-54363-001-107	(385.13)	(817.65)
603-2063-54363-001-108	(189.60)	(165.90)
603-2063-54363-001-109	(758.40)	(568.80)
603-2063-54363-001-120	(1,137.25)	(1,143.05)
603-2063-54363-001-130	(4,888.64)	(6,460.64)
603-2063-54363-001-132	(326.11)	(329.91)
603-2063-54363-001-133	(18.00)	(20.03)
603-2063-54363-001-140	(4.64)	(5.16)
603-2063-54363-001-151	(1,100.63)	(1,113.43)
603-2063-54363-001-160	4.54	(33.14)
603-2063-54363-006-101	(30,132.49)	(30,179.61)
603-2063-54363-006-107	(857.91)	(562.15)
603-2063-54363-006-108	(1,775.68)	(297.36)
603-2063-54363-006-109	(382.40)	(269.68)
603-2063-54363-006-115	(5.34)	(16.26)
603-2063-54363-006-120	(2,421.42)	(2,269.61)
603-2063-54363-006-130	(9,275.04)	(12,275.31)
603-2063-54363-006-132	(498.14)	(472.33)
603-2063-54363-006-133	(53.92)	(59.99)
603-2063-54363-006-140	(9.28)	(10.32)
603-2063-54363-006-151	(1,681.31)	(1,742.97)
603-2063-54363-006-160	(33.95)	(62.96)
603-2063-54363-015-900	1,810.84	312.06
603-2065-41110-000-000	833,320.32	915,918.32
603-2065-43240-000-000	806,739.52	108,191.27
603-2065-48830-000-000	29,992.00	27,534.59
603-2065-48980-000-000	36.00	8,816.01
603-2065-48990-000-000	30.00	90.00
603-2065-48991-000-000	234.00	702.25
603-2065-54365-000-101	(21,308.15)	(21,611.94)
603-2065-54365-000-107	(399.57)	(441.80)
603-2065-54365-000-108	(1,655.90)	(1,587.13)
603-2065-54365-000-109	(526.05)	(572.65)
603-2065-54365-000-120	(1,915.48)	(1,781.85)
603-2065-54365-000-130	(4,106.40)	(13,747.30)
603-2065-54365-000-132	(445.53)	(456.34)
603-2065-54365-000-133	(11.12)	(12.37)
603-2065-54365-000-140	(3.04)	(3.38)

County of Wood
BALANCE SHEET SUMMARY
 Norwood Health Center
 Friday, April 30, 2021

	<u>2021</u>	<u>2020</u>
603-2065-54365-000-151	(1,593.56)	(1,634.39)
603-2065-54365-000-160	(24.36)	(48.77)
603-2065-54365-000-172	(7,767.32)	(35.00)
603-2065-54365-000-212	(2,000.00)	(5,500.00)
603-2065-54365-000-221	(5,817.48)	(6,791.00)
603-2065-54365-000-230	(5,183.32)	(4,603.32)
603-2065-54365-000-236	(3,917.31)	(5,763.35)
603-2065-54365-000-253	(366.61)	(309.89)
603-2065-54365-000-260	(1,152.24)	(1,299.77)
603-2065-54365-000-270	(823.80)	(840.00)
603-2065-54365-000-312	(541.37)	(714.84)
603-2065-54365-000-313	(563.54)	(460.08)
603-2065-54365-000-324	(457.42)	(274.76)
603-2065-54365-000-331	(600.07)	(2,050.82)
603-2065-54365-000-333	(64.99)	(149.00)
603-2065-54365-000-336	0.00	(7,602.87)
603-2065-54365-000-341	(1,273.80)	(3,443.87)
603-2065-54365-000-344	(200.00)	(380.00)
603-2065-54365-000-511	(7,870.32)	(6,745.00)
603-2065-54365-000-513	(8,301.00)	(7,113.68)
603-2065-54365-000-594	(150,000.00)	(150,000.00)
603-2065-54365-000-700	(609,661.51)	
603-2065-54365-000-702	(197,078.01)	(27,263.22)
603-2065-54365-001-101	(30,405.95)	(34,247.40)
603-2065-54365-001-107	(224.03)	(1,764.26)
603-2065-54365-001-108	(11,494.30)	0.00
603-2065-54365-001-109	(1,245.36)	(415.12)
603-2065-54365-001-120	(3,041.39)	(2,569.65)
603-2065-54365-001-130	(4,888.64)	(5,062.21)
603-2065-54365-001-132	(794.45)	(728.51)
603-2065-54365-001-133	(1.25)	
603-2065-54365-001-140	(0.58)	
603-2065-54365-001-151	(2,331.70)	(2,458.84)
603-2065-54365-001-160	(43.37)	(73.24)
603-2065-54365-006-101	(71,843.90)	(74,719.07)
603-2065-54365-006-107	(1,342.02)	(1,232.63)
603-2065-54365-006-108	(3,879.12)	(2,595.83)
603-2065-54365-006-109	(1,358.87)	(1,250.84)
603-2065-54365-006-110	(125.50)	(541.92)
603-2065-54365-006-115	(684.37)	(472.16)
603-2065-54365-006-120	(5,556.50)	(5,840.72)
603-2065-54365-006-130	(25,840.78)	(27,678.52)
603-2065-54365-006-132	(1,348.54)	(1,384.87)
603-2065-54365-006-133	(82.09)	(89.27)
603-2065-54365-006-140	(25.55)	(22.61)
603-2065-54365-006-151	(5,261.59)	(5,465.92)
603-2065-54365-006-160	(60.78)	(199.70)
603-2065-54365-015-900	21,376.67	17,624.55
603-2065-57940-000-540	(75,984.16)	(51,211.72)
603-2017-54317-005-107		(348.44)
603-2017-54317-005-140		(2.26)
603-2024-48940-000-000		235.45
603-2024-54324-000-160		(379.18)
603-2024-54324-000-331		(52.90)
603-2024-54324-000-332		(18.00)
603-2025-46537-026-000		42.79
603-2025-54325-000-180		(138.80)
603-2025-54325-000-247		(133.05)
603-2025-54325-000-331		(52.90)
603-2025-54325-000-332		(12.00)
603-2025-54325-002-140		(2.58)

County of Wood
BALANCE SHEET SUMMARY
 Norwood Health Center
 Friday, April 30, 2021

	<u>2021</u>	<u>2020</u>
603-2025-54325-005-110		(346.80)
603-2026-46532-000-000		6,008.00
603-2026-46533-000-000		28,082.00
603-2026-46533-033-000		1,183.68
603-2026-46537-033-000		(5,624.00)
603-2026-54326-000-331		(172.50)
603-2026-54326-000-391		(291.27)
603-2026-54326-001-140		(1.04)
603-2026-54326-004-107		(512.80)
603-2026-54326-004-108		(432.85)
603-2026-54326-004-133		(15.49)
603-2026-54326-004-140		(0.70)
603-2026-54326-009-130		(2,577.77)
603-2050-48860-000-000		3,050.60
603-2050-54350-000-331		(48.72)
603-2050-54350-001-110		(415.84)
603-2051-54351-000-231		4,374.80
603-2051-54351-000-813		(35,496.50)
603-2051-54351-008-110		(583.68)
603-2063-54363-000-172		(218.00)
603-2063-54363-000-251		(1,626.52)
603-2063-54363-001-331		(99.59)
603-2065-48300-000-000		36.00
603-2065-54365-000-180		(47.00)
603-2065-54365-000-332		(38.00)
603-2065-54365-005-101		(87.31)
603-2065-54365-005-120		(6.40)
		<hr/>
Total Income summary	(281,858.24)	(200,108.89)
Total Fund Equity	415,728.41	247,993.37
TOTAL LIABILITIES & FUND EQUITY	<u>4,424,591.65</u>	<u>5,293,627.08</u>



Join us VIRTUALLY for the 2021 NALBOH Conference!

Board of Health Rates: Early Bird Deadline is June 30th

Member: \$300 Early Bird / \$350 Regular

Non-Member: \$450 Early Bird / \$500 Regular

Individual Rates: Early Bird Deadline is June 30th

Individual: \$100 Early Bird / \$150 Regular

Schedule-at-a-Glance: *(Subject to Change)*

Monday, August 2, 2021

Time (Central)	Activity
12:00pm-1:30pm	Welcome & Keynote #1
1:30pm - 1:45pm	15 Minute Break / Networking / View Virtual Resource Hall
1:45pm - 2:30pm	Breakout Block 1
2:30pm - 2:45pm	15 Minute Break / Networking / View Virtual Resource Hall
2:45pm - 3:30pm	Breakout Block 2
3:30pm - 3:45pm	15 Minute Break / Networking / View Virtual Resource Hall
3:45pm - 4:30pm	Breakout Block 3

Tuesday, August 3, 2021

Time (Central)	Activity
12:00pm-1:00pm	Special Session
1:00pm - 1:15pm	15 Minute Break / Networking / View Virtual Resource Hall
1:15pm - 2:00pm	Breakout Block 4
2:00pm - 2:15pm	15 Minute Break / Networking / View Virtual Resource Hall
2:15pm - 3:00pm	Breakout Block 5
3:00pm - 3:15pm	15 Minute Break / Networking / View Virtual Resource Hall
3:15pm - 4:30pm	Keynote #2 & Closing Remarks

Conference Objectives:

- Explore emerging trends in public health and national, state and local disaster responses.
- Network with peers from across the country and make new professional connections.
- Discuss common challenges and exchange success stories.
- Identify strategies to improve measurable health outcomes in their communities.
- Identify best governance practices for all types of boards of health (e.g., advisory, governing).
- Identify the role of boards of health in moving their local public health organization towards the updated Essential Public Health Services
- Advance skills as public health advocates for change.
- Looking back and moving forward after COVID-19